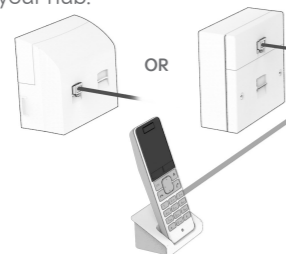


If your phone socket has two ports

- 1 Take the black cable (you don't need the grey cable)

Plug the white end into the left or top port on the phone socket.
Plug the purple end into the purple slot on the back of your hub.



- 2 Plug your home phone into the UK port

Use the cable that came with your home phone.
Remember, your calls work with Internet Calls, so your phone won't work if it's connected to a phone socket.

Warning

If there's a power cut or fault with your broadband, you can't make calls including those to emergency services (999 and 112). Make sure you have another way to make emergency calls.



- 3 Take the power cable from the box.

Plug the blue end into the blue port on the back of your hub.

Then plug the other end into the mains and switch on.

The lights on the front of your hub should go green after a few minutes.

You're good to go.

Need more help setting up?
Go to sky.com/hubsetup

Connecting your devices

Now your Sky Broadband Hub is set up, you need to connect all your devices to your broadband. Don't forget your Sky TV.

Every device is different. But here's how you usually connect to WiFi with a password:

- 1 Click or tap the WiFi icon.
- 2 Choose your network from the list and type in your password (it's on the back of your hub or Connect card).

Or, connect with WPS instead, if your device has a WPS (Wi-Fi Protected Setup™) button:

- 1 Turn on WPS on your device.
- 2 Hold the WPS button on the side of your hub for a few seconds, until it starts flashing amber.

If it works, the WPS light will go green. If it goes amber or red, it hasn't worked.

For more detailed instructions go to: sky.com/connectdevices for more help.

Settings

Login to your hub using a device that's connected to your WiFi to change your settings (like your WiFi name or password).

- 1 Type **192.168.0.1** into a browser address bar.
- 2 The username is **admin** and the password is your WiFi password (unless you've changed them).

Changing your WiFi name or password will disconnect all your devices from your WiFi, so you'll need to re-connect them. Go to sky.com/wifipassword for more info.

Resetting your hub

It's easy to reset your hub if you need to.

Hold **Reset** on the back of your hub until the power light flashes green (about 10 seconds). Don't unplug or switch off your hub while it resets. The power light will go green when it's done.

Help

Followed these steps but your hub's still not working?

- Check the **My Sky** app
- Go to sky.com/hubsetup

Security

Sky Broadband Shield

Your broadband comes with Sky Broadband Shield.

It lets you control what your family can see or do online, on any device that's hooked up to your WiFi.

And it protects you against malware and phishing websites, which could damage your devices or steal personal details.

Go to sky.com/shield to find out more.

You're in control

Go to sky.com or the **My Sky** app to manage your account, check your bills, get help and much more.

Ready.
Set.
Go.

Let's get your Sky Broadband Hub up and running.

sky broadband

Your activation date

Your hub won't start working until the date you see on the box - it can be any time up to midnight.



Your Sky Broadband Hub



LED status lights



WPS button and light (Wi-Fi Protected Setup*)

What's included




Sky Broadband Hub



Some paperwork



Grey cable



Power cable



Black cable

(If anything's missing, let us know)



WiFi name and password details



Broadband Telephone Power Ethernet Reset

Your hub works best if you leave it switched on all the time. Don't worry if it feels warm - that's normal.

Find your phone socket

Find your main phone socket.

It's usually where the phone line comes into your home and thicker than the others.



Unplug whatever's plugged in.

Phone cables, broadband equipment, splitters and so on.

If your phone socket looks like this (with two ports), skip to the 'If your phone socket has two ports' section overleaf



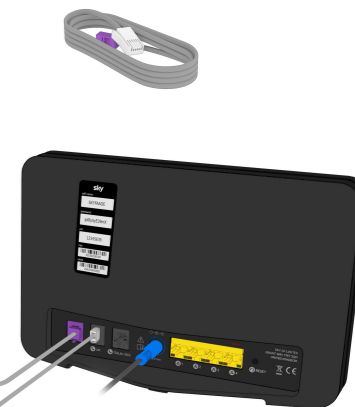
OR



If your phone socket has one port

1 Take the grey cable (you won't need the black cable)

Plug the white end into the phone socket. Plug the other purple end into the purple port on the back of your hub.



2 Plug your home phone into the UK port

Use the cable that came with your home phone.

Remember, your calls work with Internet Calls, so your phone won't work if it's connected to the phone socket.

3 Take the power cable from the box.

Plug the blue end into the blue port on the back of your hub.

Then plug the other end into the mains and switch on.

The lights on the front of your hub should go green after few minutes.

You're good to go.

Need more help setting up? Go to sky.com/hubsetup

Warning

Please read the 'Important safety and product information' leaflet before installing or using your hub.

Warning

If there's a power cut or fault with your broadband, you can't make calls including those to emergency services (999 and 112). Make sure you have another way to make emergency calls.