

Sky Global Responsive Guidelines


March 2014



Last updated 25/03/14

Sky Global Responsive Guidelines

Table of Contents


- Universal Grid
- Favicon
- Notifications
- Masthead
- Navigation
- Breadcrumbs
- Responsive Ads
- In Page Nav
- Video Player
- Carousel
- Error & Holding page
- Page elements
- Galleries
- Overlays 
- Footer
- Accessibility

Universal Grid

Responsive Columns


Desktop, laptop, and some tablets

1212px wide, 12 col at 62px, 36px gutter, 36px margin
(1140px without the margin)



Tablets & large phones


768px wide, 12 col at 39.29px, 22px gutter, 22.81px margin



iPad in portrait

Mobile phones

320px wide, 2 (145.742px) and 4 (68.118px) col, 9.506px gutter, 9.506px margin



iPhone

FLUID GRID

Scales fluidly and proportionally from largest screen size to smallest

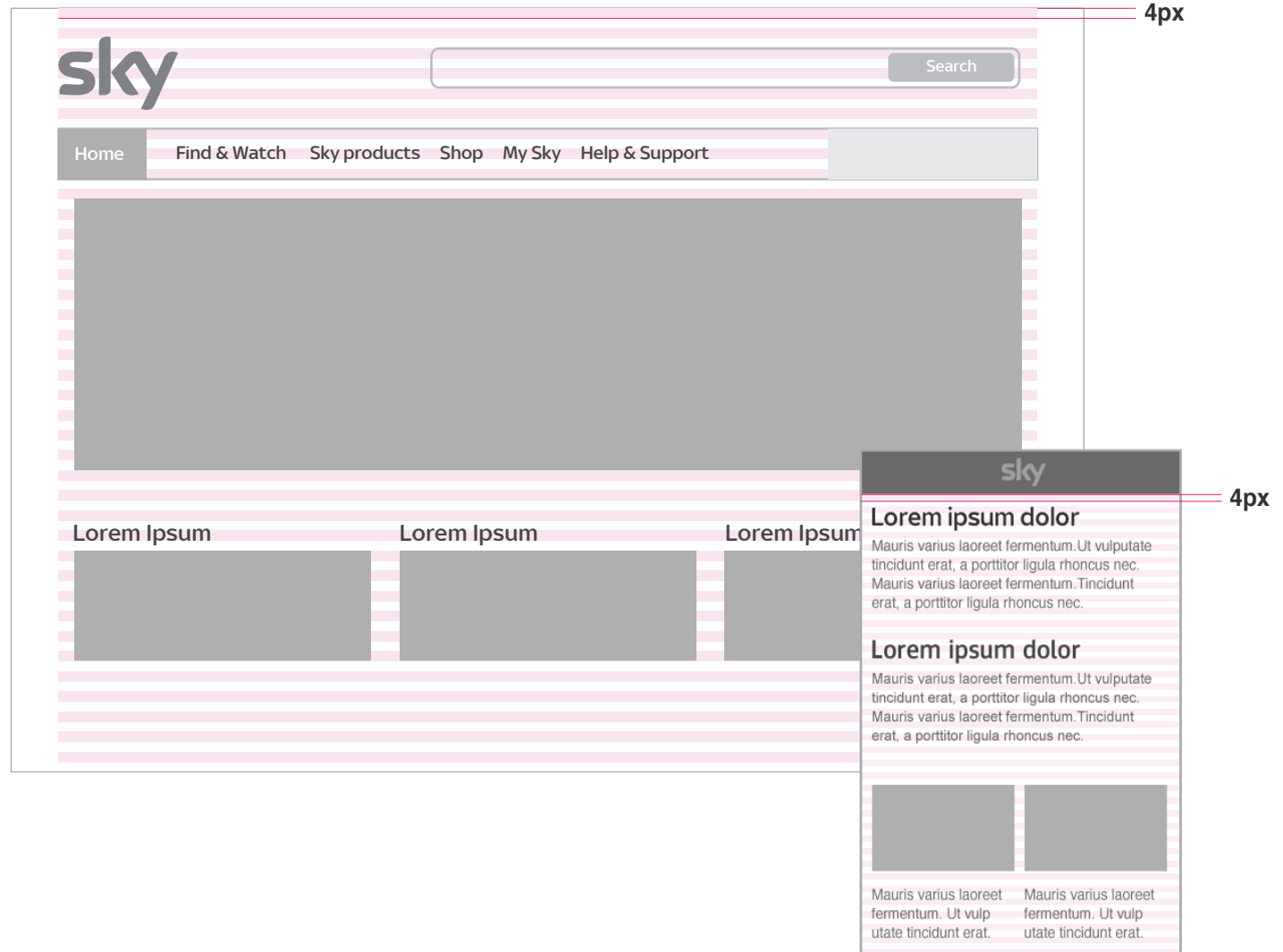


Universal Grid

Vertical Rhythm

A grid gives structure to your website and provides the designer with a template to build on.

We created an 4px baseline for both desktop and mobile. You don't have to stick rigidly to the baseline grid, but it does help to create good vertical rhythm.




Universal Grid


On Pop-ups and Light Boxes

Desktop, laptop, and some tablets

When you have a pop up or a light box, use the same universal grid scaled down to the size of the element you are working on.




Tablets & large phones in landscape



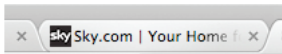

Mobile phones

On Mobile the light box lays over the entire content.



Favicon

White icon on black background for Sky.com



Coloured background and white sky logo for channel branding



Sky 1



Sky Atlantic



Sky Movies



Sky Living



Sky Movies

Notifications

Responsive

The notification should appear at the top of the screen. It should contain a title, body, action, and close. The ideal character limit of the title of the message is 28, and the limit for the message is 75. The message will wrap as the screen gets smaller. Ensure that there is spacing around the close button (X) on mobile so the title does not run into the X. The title should wrap if it is too long.

If the message warns the user about an emergency, the title text should appear in red with a red information icon placed to the left of the title. An example of an emergency warning is shown on the tablet design.

The message is not fixed and will scroll with the page.

The message will remain at the top of the screen until the user either selects an action or closes it. One exception is the cookies message. Once the user navigates away from the page, the notice will be closed. If the user clicks through on the Cookies / Privacy page we don't assume this is compliance and leave the message until they navigate away from the page.

A cookie should be attached to the message. If the user closes the message, they should never see it again. Even if the users closes their browser and comes back to the site, they should not see the message again.

The notification works independently to the site area. For example, Help & Support may have a message that only displays when the user visits the Help & Support section of the site. There can also be global notifications that are supported by the Home Page team.

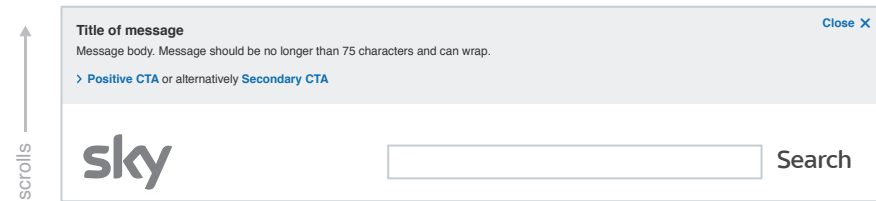
For mobile, the message should never take up more than a third of the screen (target devices fall around 450 - 570). The action should have plenty of space around it so it is easy to tap.

For mobile, the message should remain in place when the navigation opens. The same should happen when navigating to a new section, unless the message is specific to one section of the site. For example, the message may only be relevant to Help & Support.

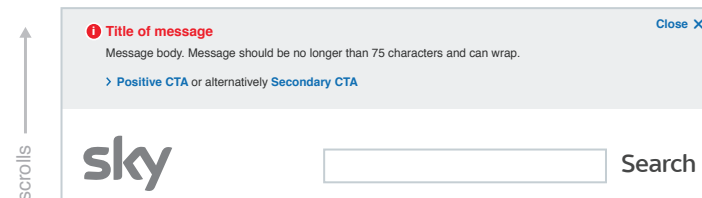
On mobile, if the message is ignored (scrolled past without selecting the action or closing), the top of the masthead should be anchored. Users can see the message by scrolling up.

For an example of the interaction with the messaging on mobile, go to youtube.com on a mobile phone.

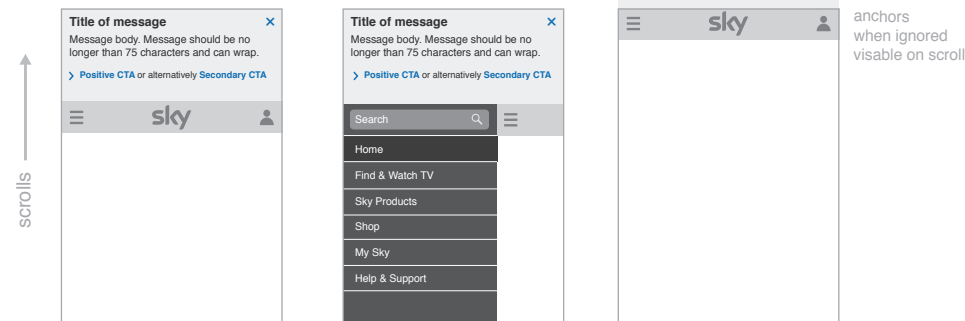
Desktop



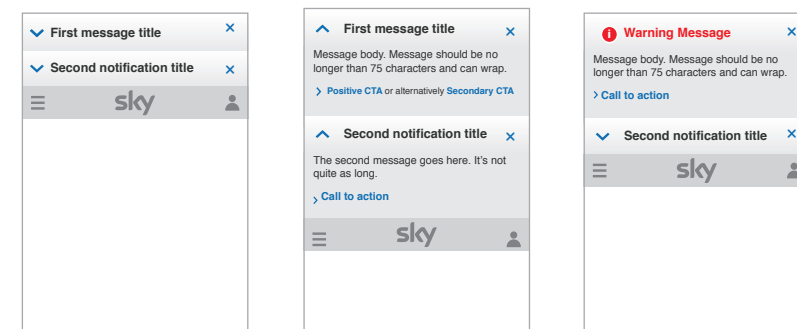
Tablet



Mobile

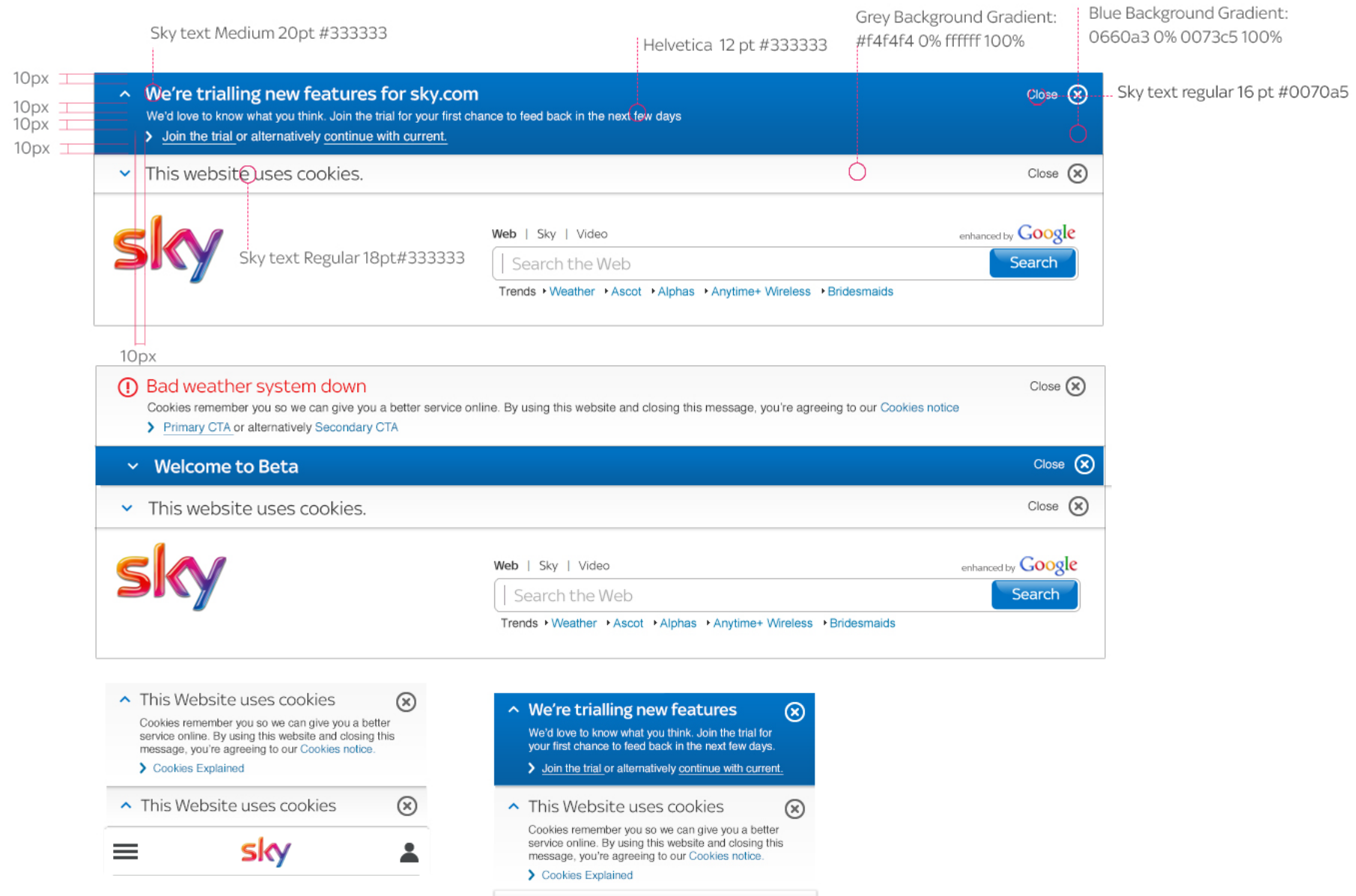


Stacked with Accordions



Notifications

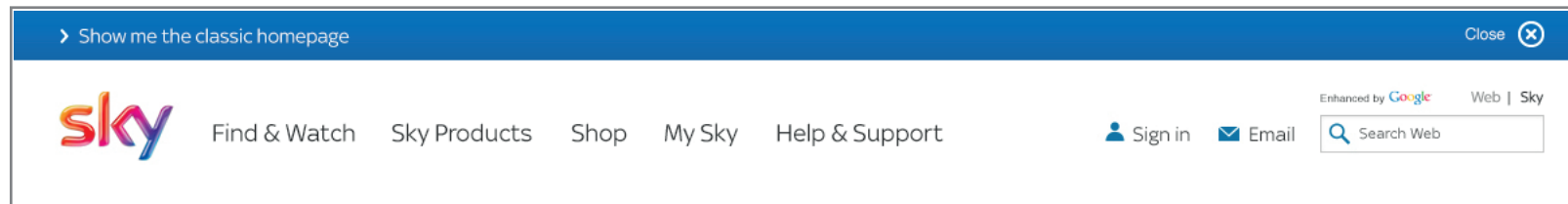
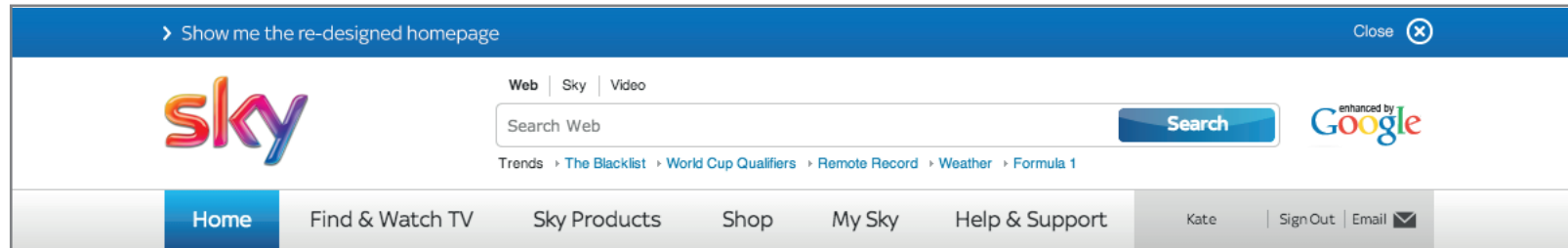
Multiple Message Visual Design




Notifications

Homepage toggle desktop

Desktop



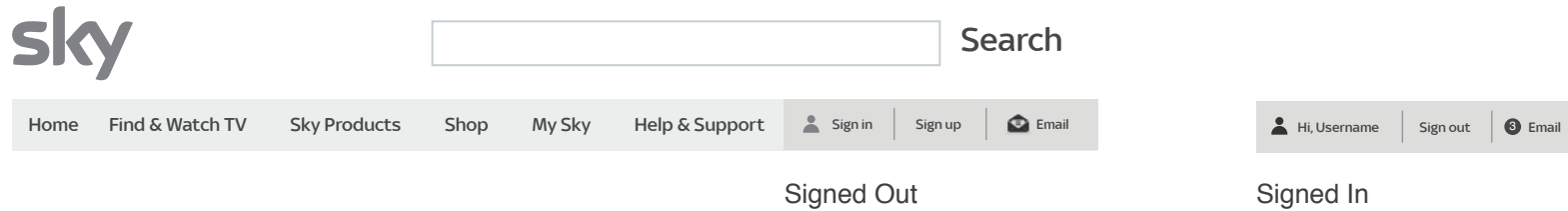
Mobile



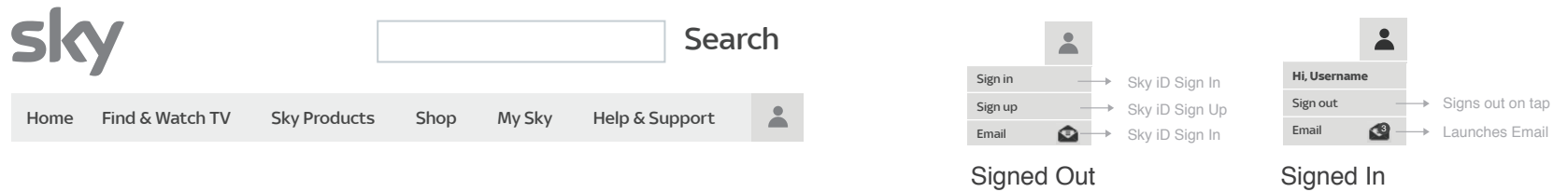
Masthead

Responsive, Current IA

Desktop



Tablet



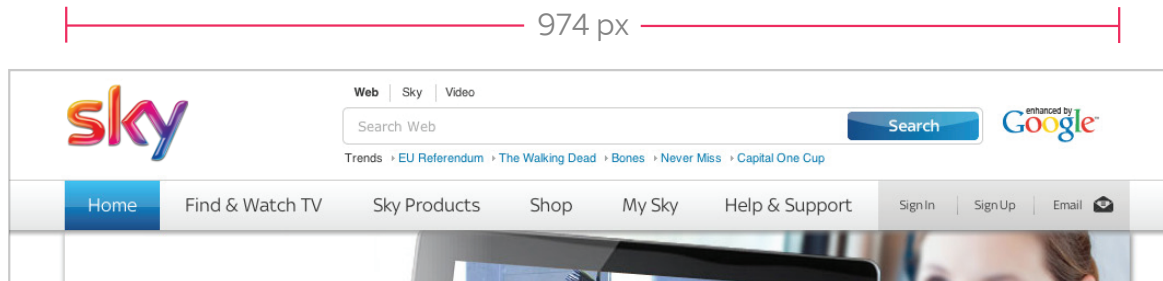
Mobile



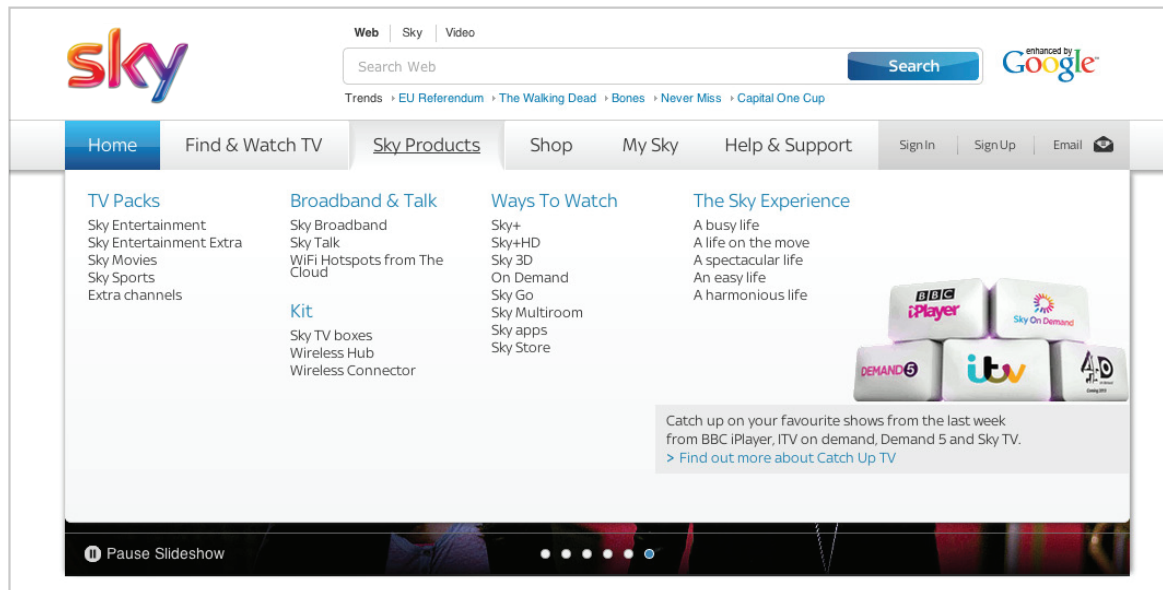
Masthead

Desktop Visual Design

Collapsed



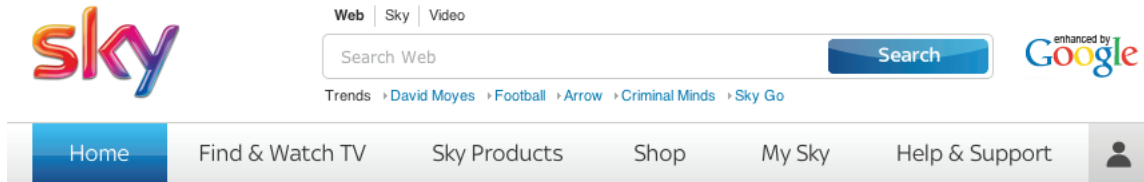
Expanded



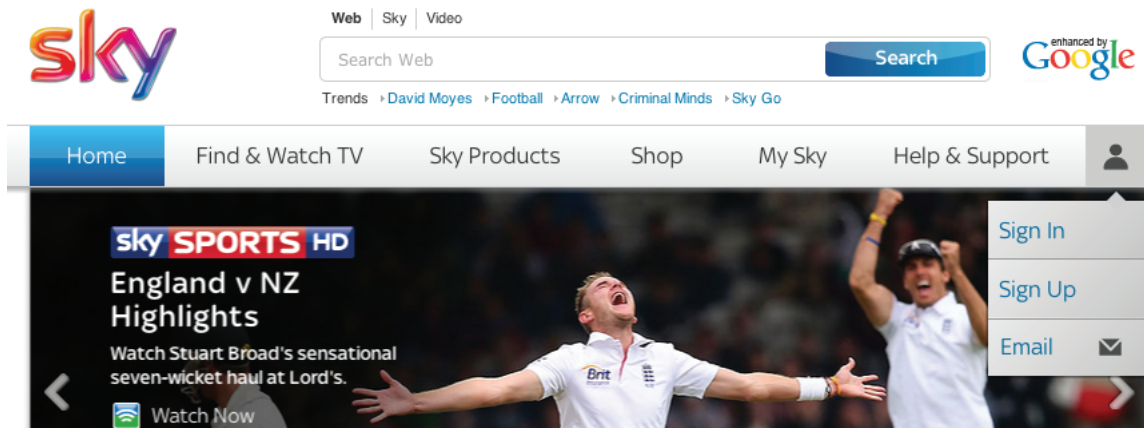
Masthead

Tablet Visual Design

Collapsed



Tap on icon
to sign in



Masthead

Mobile Visual Design

1px grey
line d1d1d1



120px

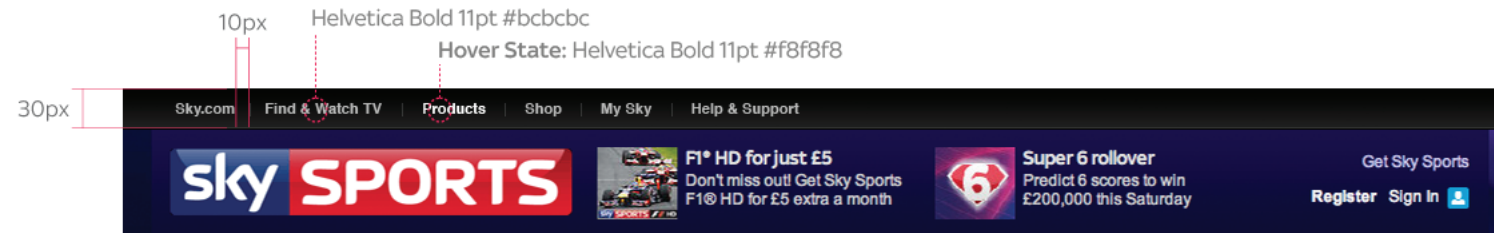


Sky text Regular 18px
#0070a5
1px grey
line d1d1d1

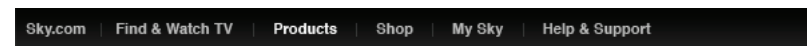
Masthead

Black Nav

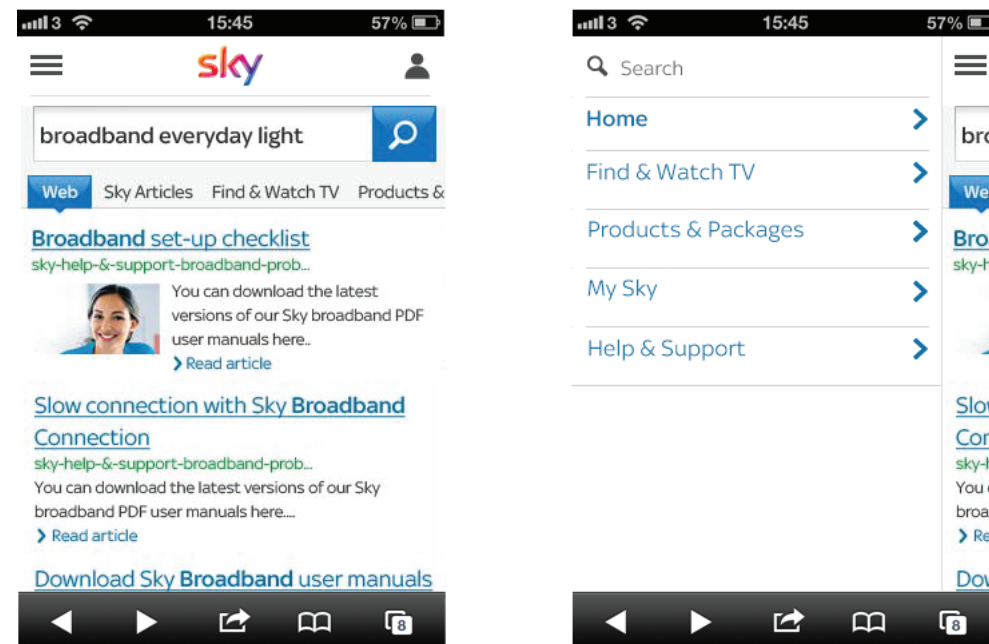
Desktop



Tablet



Mobile



Navigation

Dropdown on desktop and tablet

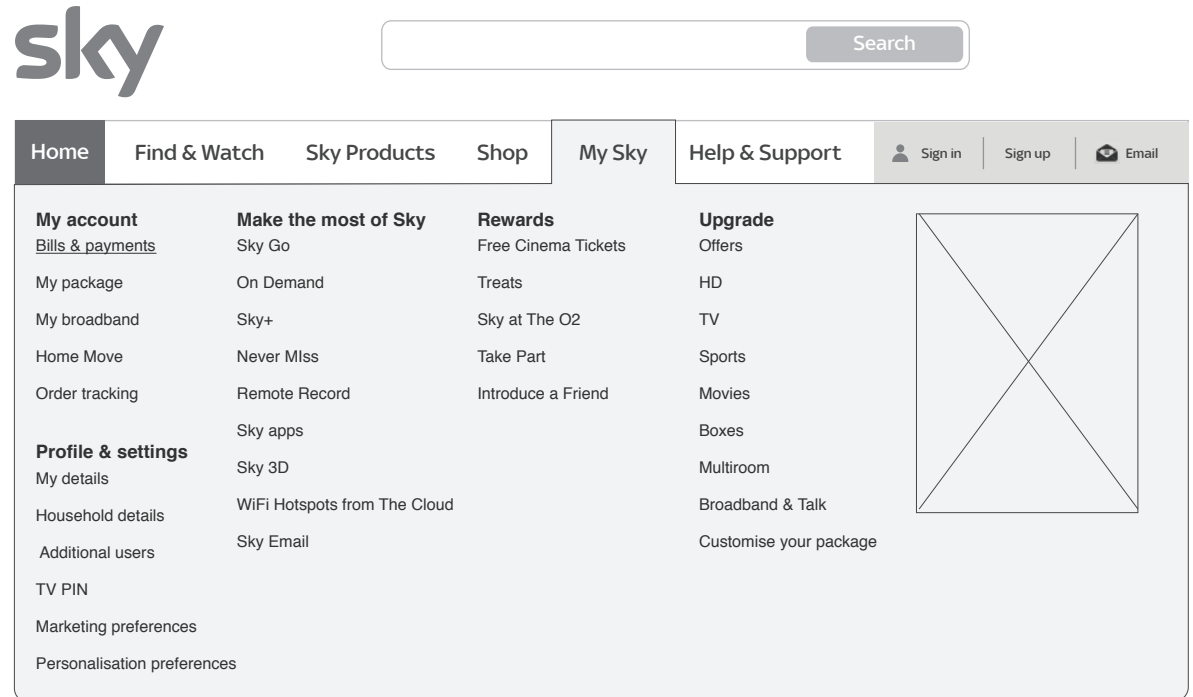
Desktop and tablet navigation will include a megadropdown.

On desktop the megadropdown is revealed when the user hovers over an item.

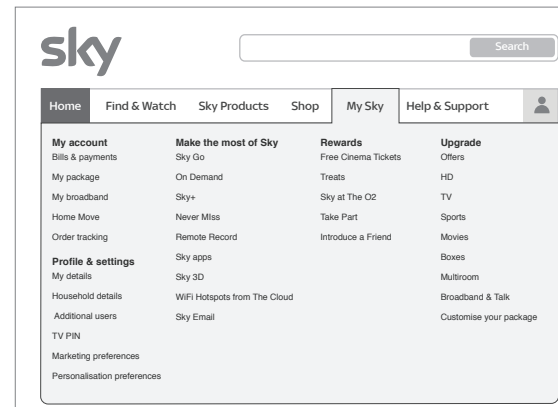
On tablet the megadropdown will be revealed on tap. Navigation items within the dropdown span four columns and will not include the fifth column with the image as on desktop.

The links will be given more space than on the desktop site, which will allow users to more easily select the navigation items. When tapped, links will be underlined.

Desktop



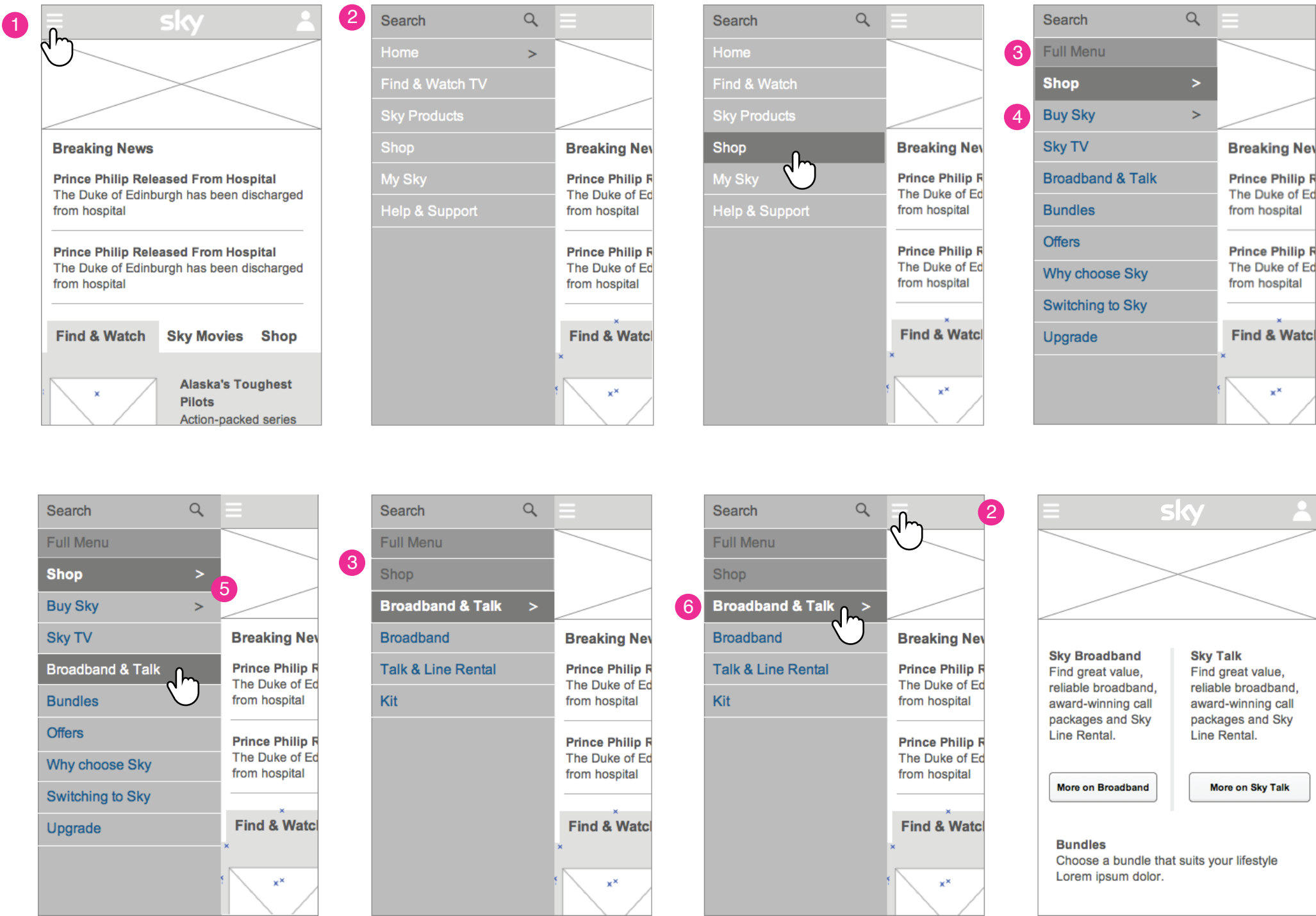
Tablet



Navigation

Mobile

- 1 Tap on the left side icon to open and close the menu.
- 2 Menu slides to the right when open and to the left when it closes. When the menu slides open, it should not default to the search box. The menu that is displayed should correlate with the current page that the user is on.
- 3 When the user selects a category, the categories at the same levels are collapsed into a breadcrumb that appears above the selected category.
- 4 The children related to parent category expand below and are highlighted with a colour (See next page for visual design. The highlight colour is blue).
- 5 Arrows indicate linking to the relevant page. Links without arrows indicate further links available in that category.
- 6 When the user selects a link with an arrow, the menu slides to the left and opens the relevant page.

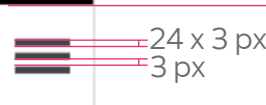
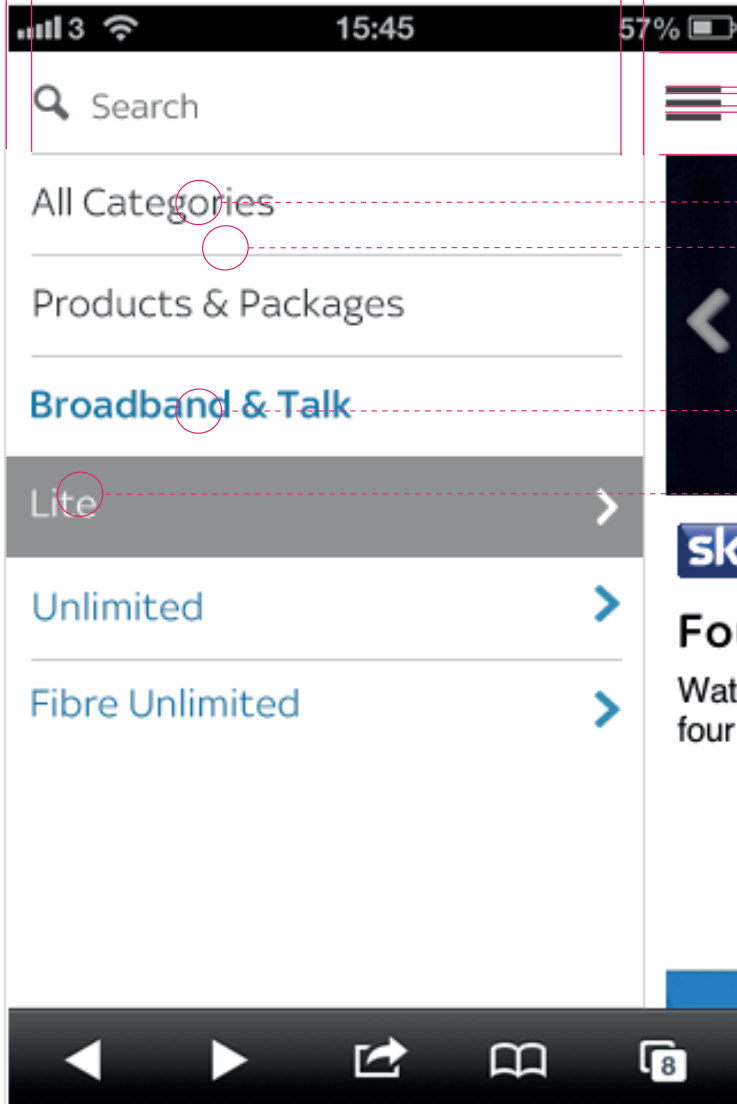


Navigation

Mobile Visual Design

10 px

10 px



44 x 44px

All Categories

Sky text Regular 18px #333333

Background #ffffff

Products & Packages

Lines #d1d1d1

Broadband & Talk

Sky text Medium 18px #0070a5

Lite

TAP ESTATE

Sky text Regular 18px #ffffff

Background #999999

Unlimited

Fibre Unlimited



Fo

Wat
four



Breadcrumb

Responsive

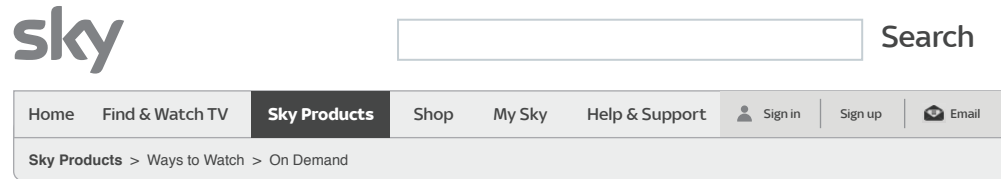
On desktop and tablet, the breadcrumb should display underneath the navigation bar. The breadcrumb is also displayed along the bottom of the mega dropdown.

On mobile, the navigation is a vertical breadcrumb trail that lets the user know where they are on the site. There is also an in-page breadcrumb trail that only shows the last page the user has visited with a back arrow. When a user selects the arrow or the text, they are taken back one page.

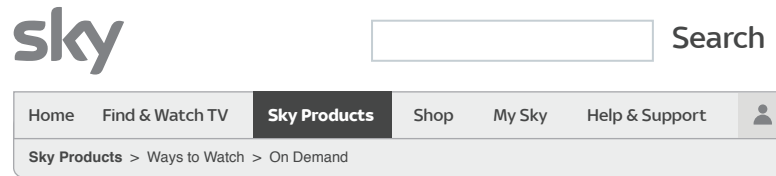
The breadcrumb does not display on the home screen.

If a user is deep linked into a page, the breadcrumb should reveal the site structure to get to that page. For example, if a user gets an email about upgrading to Sky Movies, the page breadcrumb should display Shop > Upgrade > Movies upgrade. Mobile is the exception. The page should only display < Upgrade.

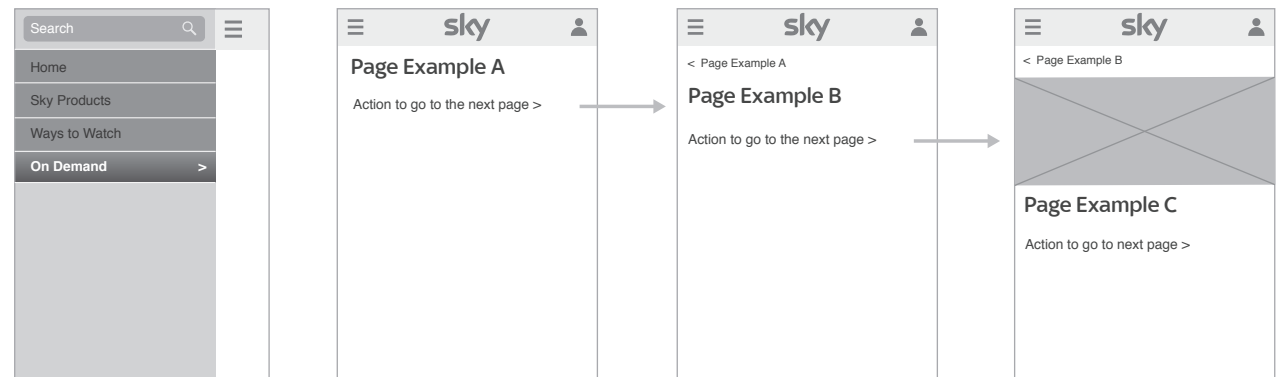
Desktop



Tablet



Mobile



Breadcrumb Responsive

Desktop & Tablet



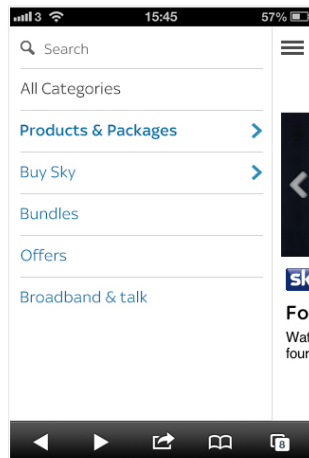
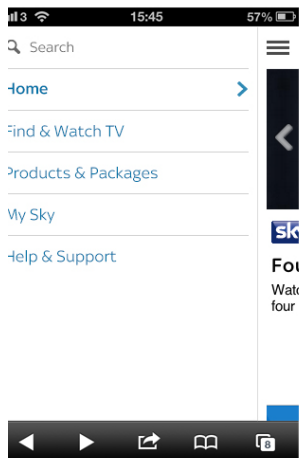
Shop > Broadband & Talk



Sky Text Regular 16pt #333333

Sky Text Medium 16pt #333333


Mobile



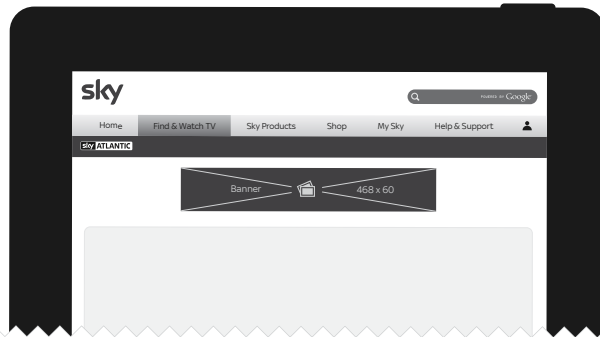
Advertising

Desktop & tablet

Sky Channel leaderboard banner application

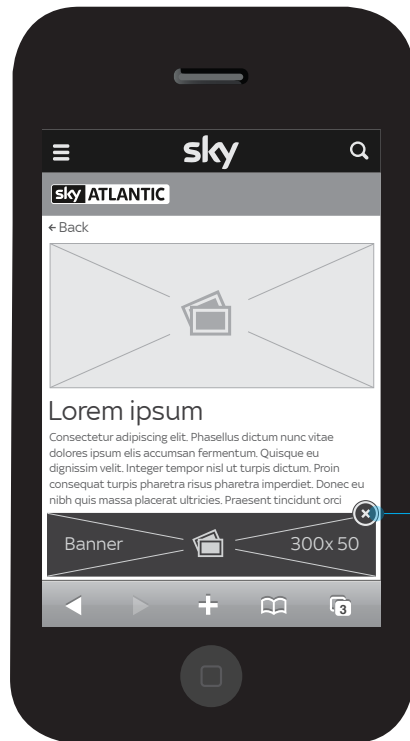


Tablet Sky channel page



Advertising Mobile

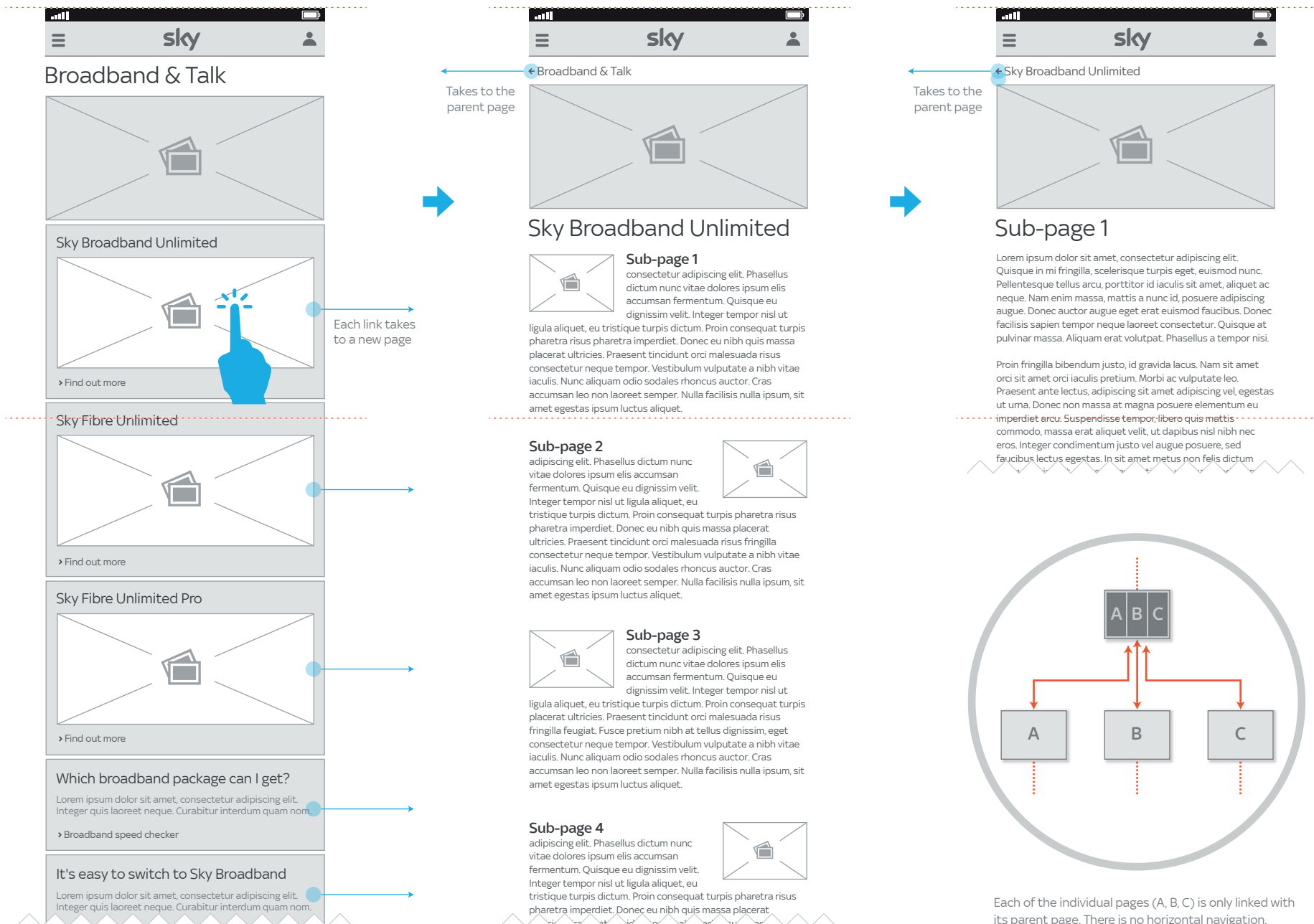
Double masthead



User can close the banner


Full page nav

Mobile one-to-one navigation pattern



Full page nav

Mobile one-to-one navigation visual



[Find out more](#)




[Find out more](#)



[Find out more](#)

Which Broadband package can I get?



[Can I get fibre?](#)

It's fibre as it should be



£10 a month

for 6 months (then £20 a month)

+ Sky Line Rental (£14.50 a month)

- Ideal for busy households
- Lets you share, stream and surf all at the same time
- Download and stream HD TV, video call, upload photos

[Add to basket](#)



£30 a month

for 6 months (then £20 a month)

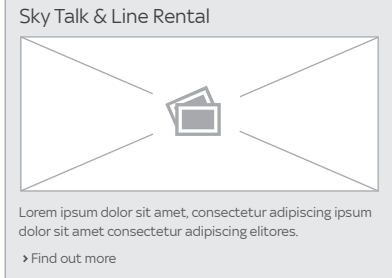
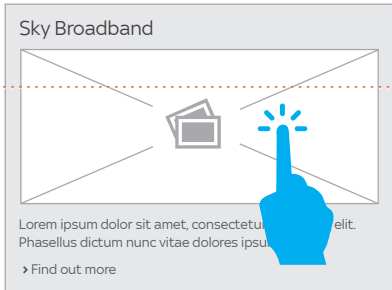
Mobile tabbed navigation pattern

Hub page



Demand more from your broadband

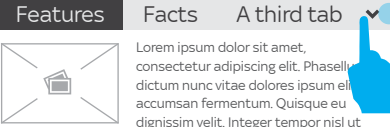
We bring you reliable, high quality Sky Broadband and Talk packages using our own network - which now covers 85% of the UK. Lorem ipsum dolor sit amet, consectetur adipiscing elit. Phasellus dictum nunc vitae dolores ipsum elis accumsan fermentum. Quisque eu dignissim velit. Integer tempor nisl ut ligula aliquet eu tristique turpis dictum.



Multiple views destination page



Sky Broadband Unlimited



igula aliquet, eu tristique turpis dictum. Proin consequat turpis pharetra risus pharetra imperdiet. Donec eu nibh quis massa placerat ultricies. Praesent tincidunt orci malesuada risus fringilla feugiat. Fusce pretium nibh at tellus dignissim, eget consectetur neque tempor. Vestibulum vulputate a nibh vitae iaculis. Nunc aliquam odio sodales rhoncus auctor. Cras accumsan leo non laoreet semper. Nulla facilisis nulla ipsum, sit amet egestas ipsum luctus aliquet.

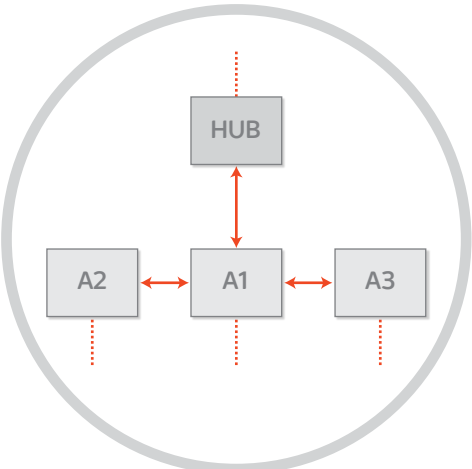
Lorem ipsum dolor sit amet, consectetur adipiscing elit. Phasellus dictum nunc vitae dolores ipsum elis accumsan fermentum. Quisque eu dignissim velit. Integer tempor nisl ut ligula aliquet, eu tristique turpis dictum. Proin consequat turpis pharetra risus pharetra imperdiet. Donec eu nibh quis massa placerat ultricies. Praesent tincidunt orci malesuada risus fringilla feugiat. Fusce pretium nibh at tellus dignissim, eget consectetur neque tempor. Vestibulum vulputate a nibh vitae iaculis. Nunc aliquam odio sodales rhoncus auctor. Cras accumsan leo non laoreet semper. Nulla facilisis nulla ipsum, sit amet egestas ipsum luctus aliquet.

Lorem ipsum dolor sit amet, consectetur adipiscing elit. Phasellus dictum nunc vitae dolores ipsum elis accumsan fermentum. Quisque eu dignissim velit. Integer tempor nisl ut ligula aliquet, eu tristique turpis dictum. Proin consequat turpis pharetra risus pharetra imperdiet. Donec eu nibh quis massa placerat ultricies. Praesent tincidunt orci malesuada risus fringilla feugiat. Fusce pretium nibh at tellus dignissim, eget consectetur neque tempor. Vestibulum vulputate a nibh vitae iaculis. Nunc aliquam odio sodales rhoncus auctor. Cras accumsan leo non laoreet semper. Nulla facilisis nulla ipsum, sit amet egestas ipsum luctus aliquet.

Lorem ipsum dolor sit amet, consectetur adipiscing elit. Phasellus dictum nunc vitae dolores ipsum elis accumsan fermentum. Quisque eu dignissim velit. Integer tempor nisl ut ligula aliquet, eu tristique turpis dictum. Proin consequat turpis pharetra risus pharetra imperdiet. Donec eu nibh quis massa placerat ultricies. Praesent tincidunt orci malesuada risus fringilla feugiat. Fusce pretium nibh at tellus dignissim, eget consectetur neque tempor. Vestibulum vulputate a nibh vitae iaculis. Nunc aliquam odio sodales rhoncus auctor. Cras accumsan leo non laoreet semper. Nulla facilisis nulla ipsum, sit amet egestas ipsum luctus aliquet.

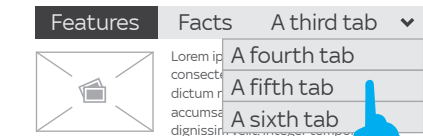
Links that do not fit in one line are hidden in a drop-down

Pattern visualization



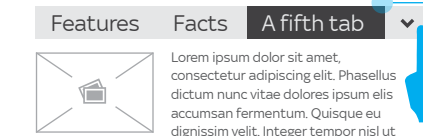
User can navigate horizontally between different page views.

Sky Broadband Unlimited



igula aliquet, eu tristique turpis dictum. Proin consequat turpis pharetra risus pharetra imperdiet. Donec eu nibh quis massa placerat ultricies. Praesent tincidunt orci malesuada risus fringilla feugiat. Fusce pretium nibh at tellus dignissim, eget consectetur neque tempor. Vestibulum vulputate a nibh vitae iaculis. Nunc aliquam odio sodales rhoncus auctor. Cras accumsan leo non laoreet semper. Nulla facilisis nulla ipsum, sit amet egestas ipsum luctus aliquet.

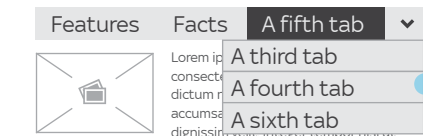
Sky Broadband Unlimited



igula aliquet, eu tristique turpis dictum. Proin consequat turpis pharetra risus pharetra imperdiet. Donec eu nibh quis massa placerat ultricies. Praesent tincidunt orci malesuada risus fringilla feugiat. Fusce pretium nibh at tellus dignissim, eget consectetur neque tempor. Vestibulum vulputate a nibh vitae iaculis. Nunc aliquam odio sodales rhoncus auctor. Cras accumsan leo non laoreet semper. Nulla facilisis nulla ipsum, sit amet egestas ipsum luctus aliquet.

The selected tab from the drop-down appears as the last option in the horizontal line

Sky Broadband Unlimited

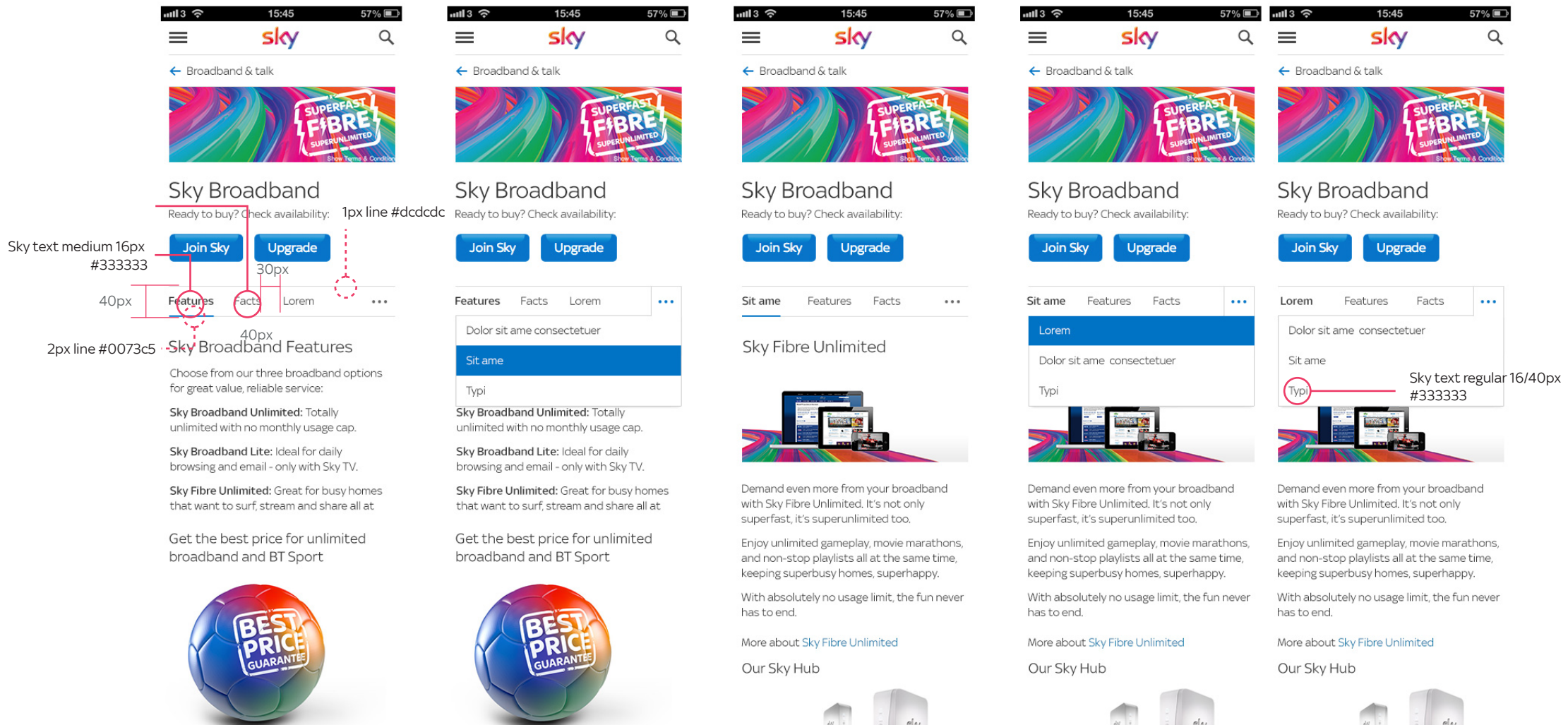


igula aliquet, eu tristique turpis dictum. Proin consequat turpis pharetra risus pharetra imperdiet. Donec eu nibh quis massa placerat ultricies. Praesent tincidunt orci malesuada risus fringilla feugiat. Fusce pretium nibh at tellus dignissim, eget consectetur neque tempor. Vestibulum vulputate a nibh vitae iaculis. Nunc aliquam odio sodales rhoncus auctor. Cras accumsan leo non laoreet semper. Nulla facilisis nulla ipsum, sit amet egestas ipsum luctus aliquet.

"Fifth tab" is missing now from this list

Full page nav

Mobile tabbed navigation visual

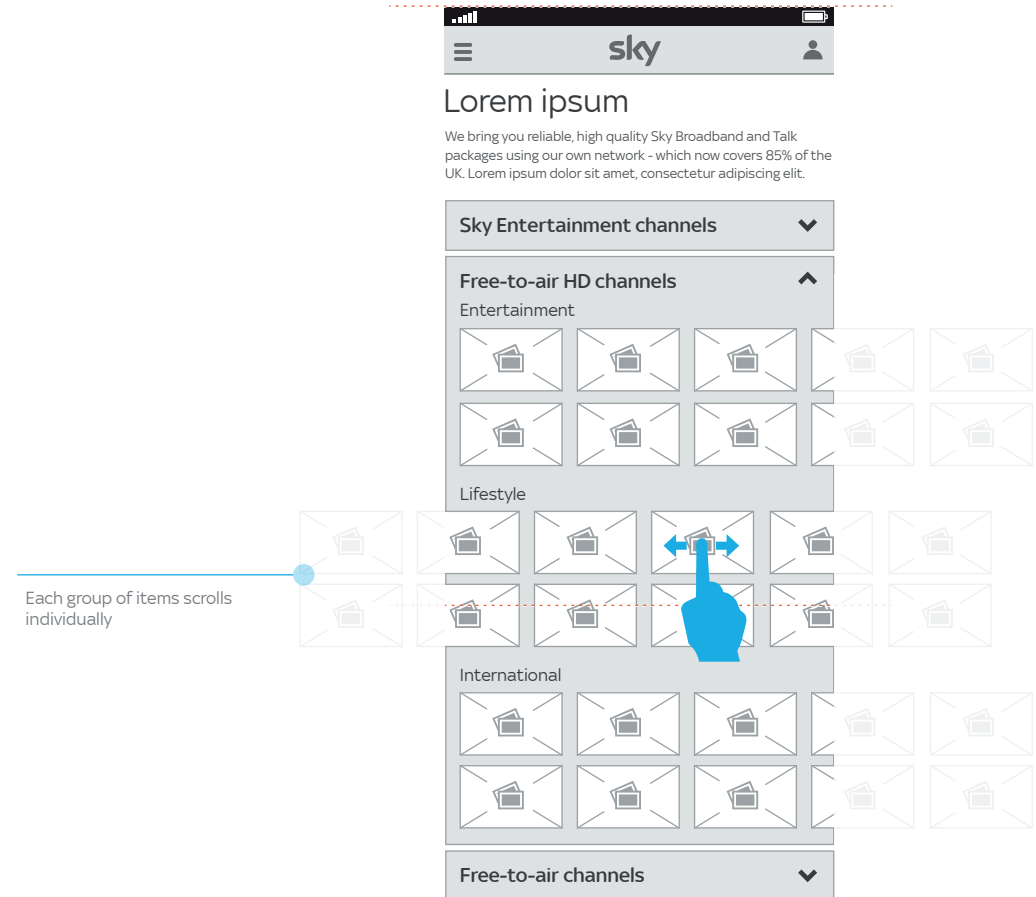
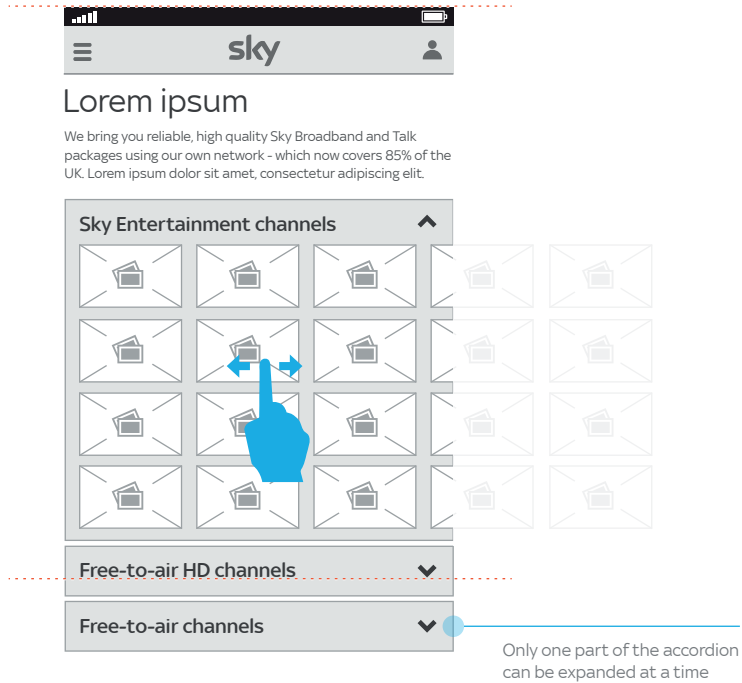


Module page nav

Mobile tabbed navigation pattern

An example of an accordion with a single block of content


An example of an accordion where content is split in different groups



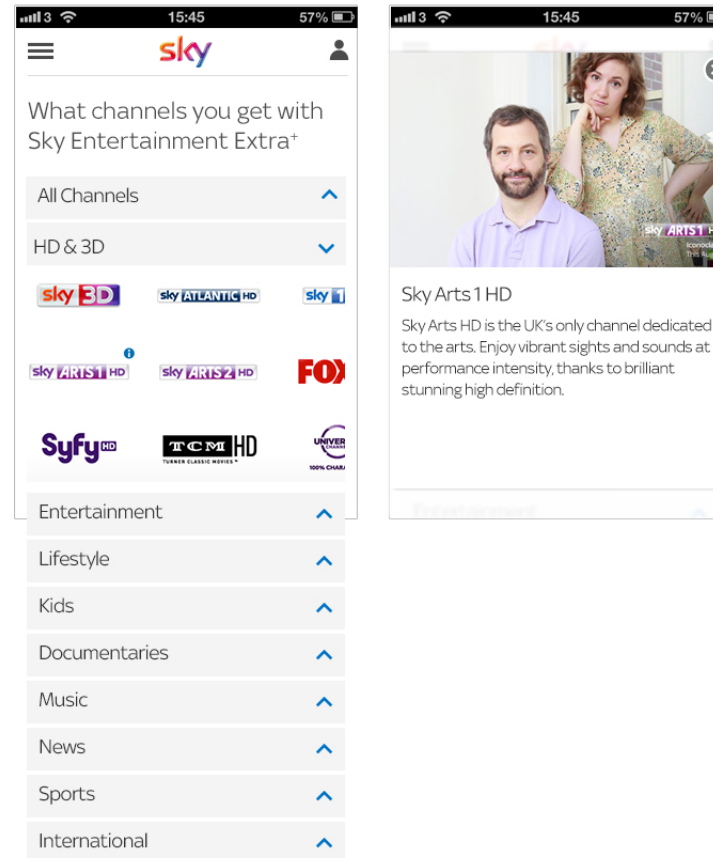
Module page nav

Mobile tabbed navigation visual

Desktop



Mobile



Video Player, Desktop

Responsive

All videos should be at a 16:9 ratio. The primary state should always show a close button in the top right hand corner so the user knows how to close the video at all times.

On hover, the video timeline and controls are shown.

Primary State



Hover State



Video Player, Desktop

Responsive

Shows length played Buffering line shows length loaded Shows length of full video



hover over any part of timeline



Hover over the exact time you are currently at



On click, play at that time stamp



Click and drag



hover



hover

Shows length played Buffering line shows length loaded Shows length of full video



On tap, play at that time stamp




tap and drag



tap and drag

Video player

Desktop controls



Video player

Desktop & tablet

Hover on Timeline


Helvetica 13pt
#fafafa

0:35


5px radius
Gradient #333 to #666
130°



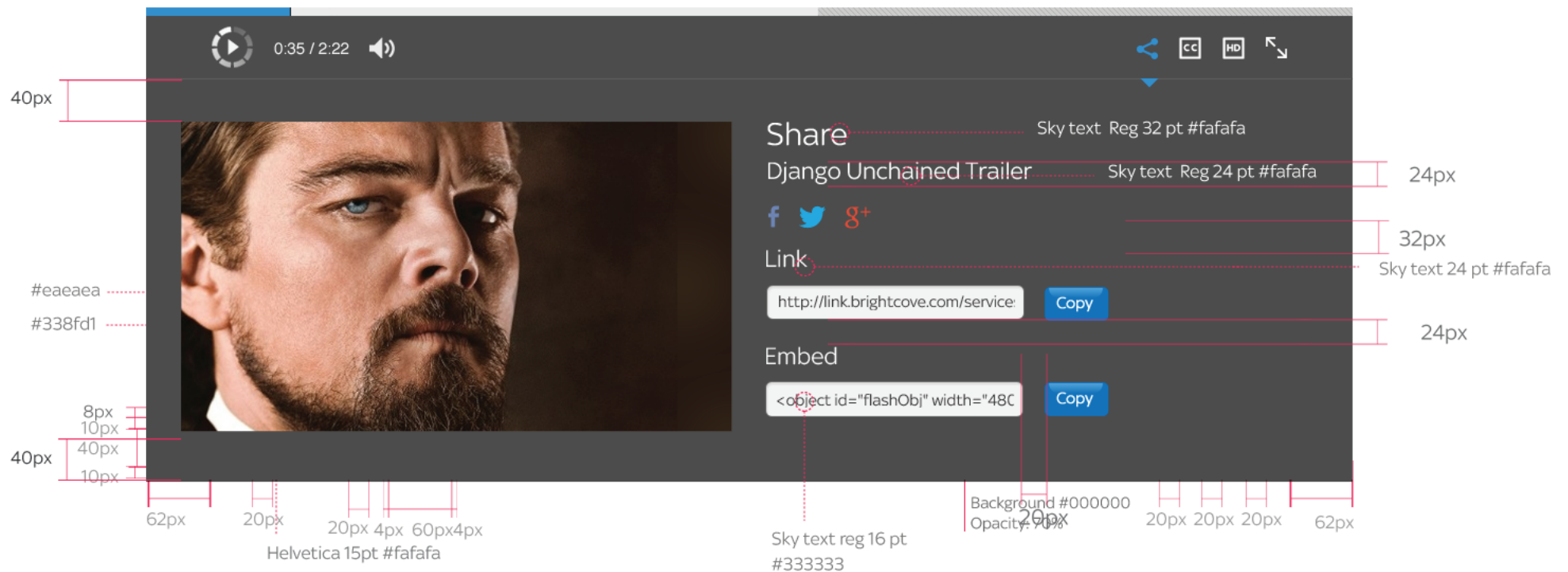
Hover or tap on volume icon



Click or tap on volume to mute



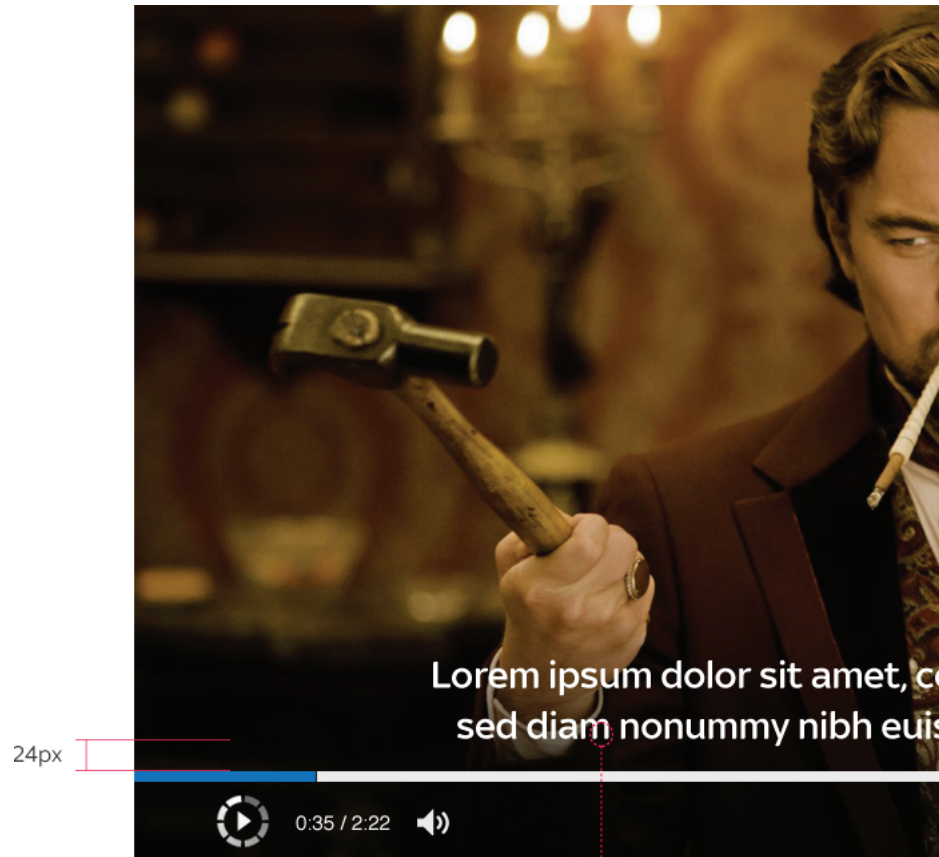
Click or tap on share icon



Video player

Desktop & tablet Subtitles

Desktop



24px

Sky text Med 30/38 pt
#ffffff

Tablet

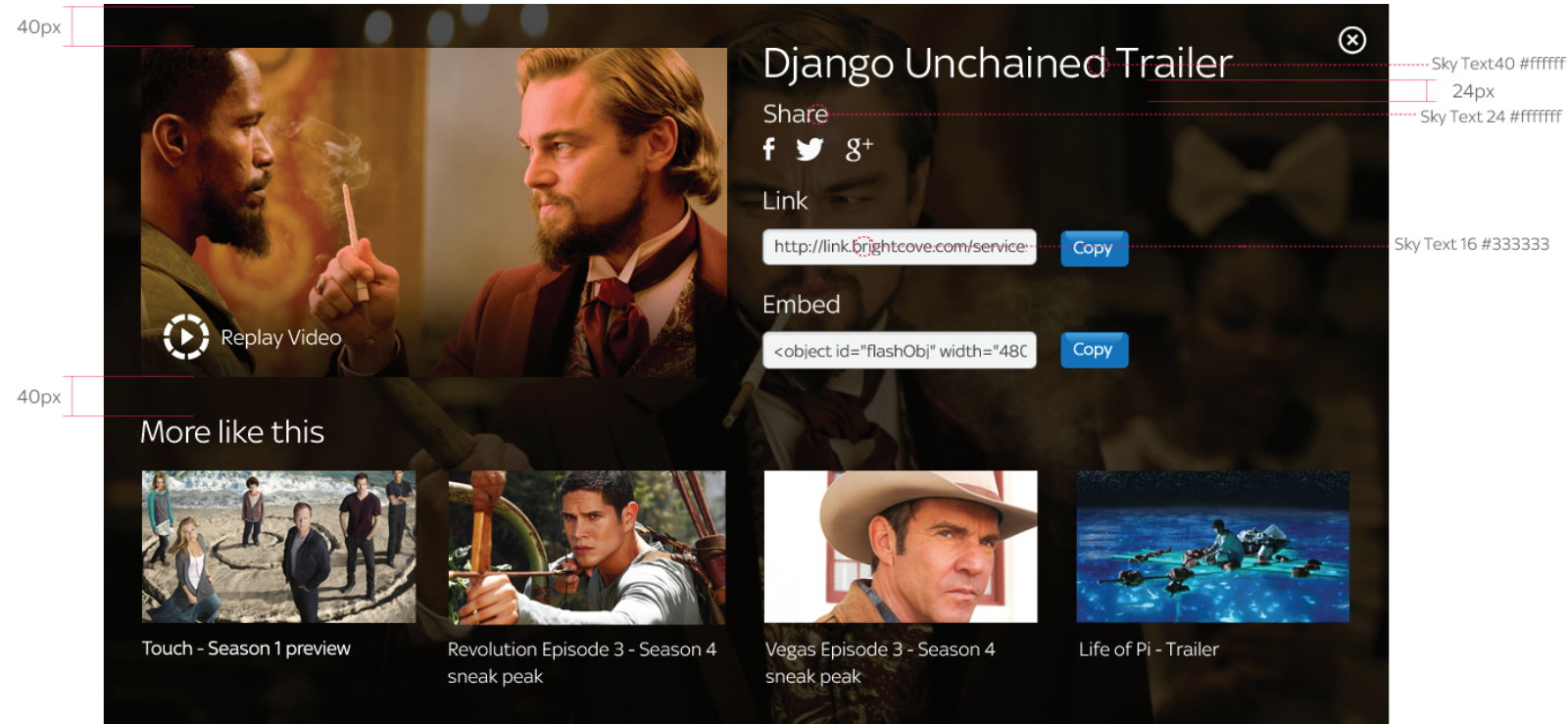


Sky text med 24/32 pt
#ffffff

Video player

Final screen

Final screen with recommendation



Ad plays before video



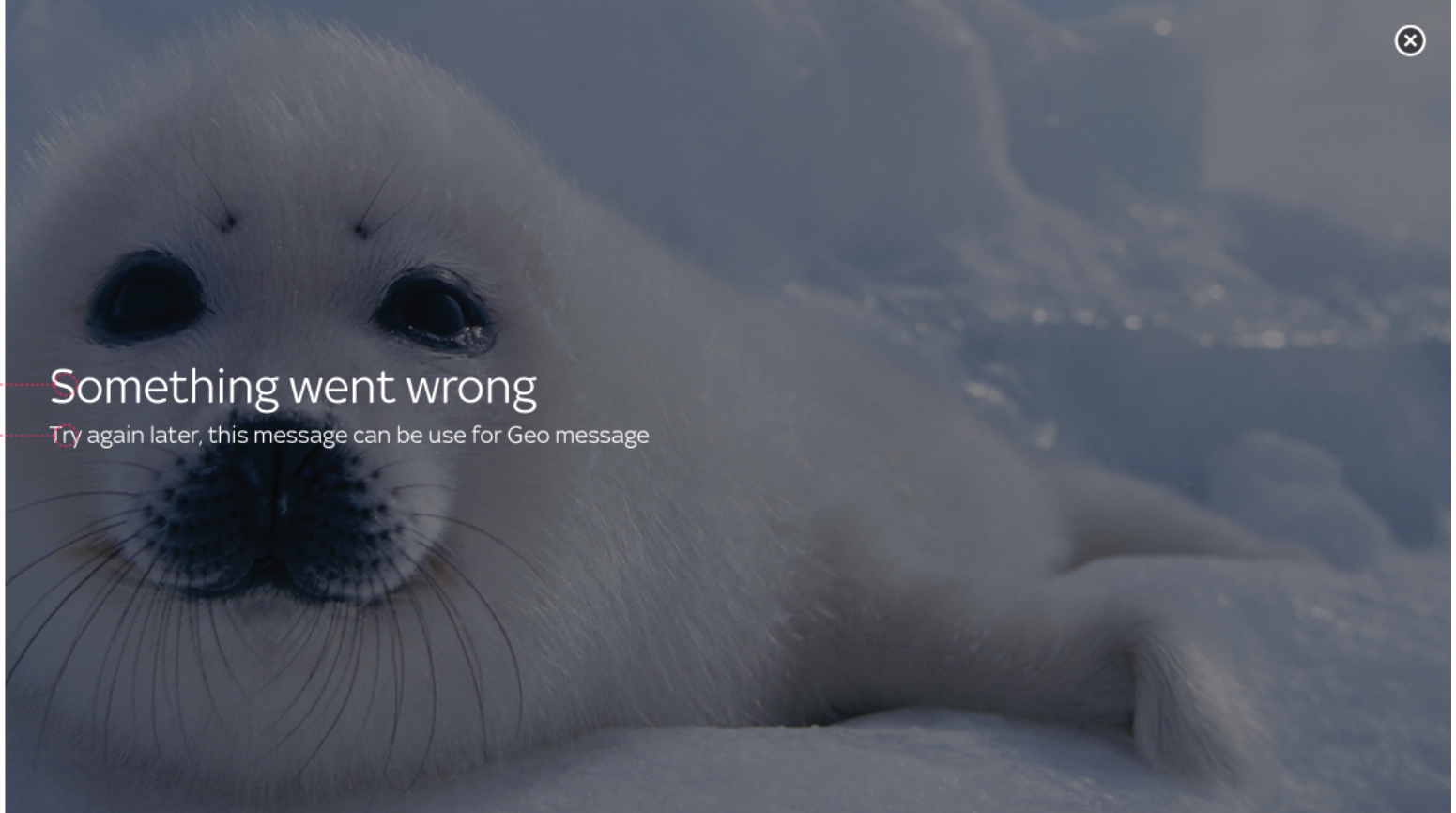
Video player

Channels

Sky Text Regular 40pt
Sky text Regular 20/32pt

Something went wrong

Try again later, this message can be use for Geo message

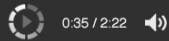


Video player

Channels

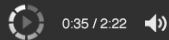
sky MOVIES

78184c



sky LIVING

cf128c



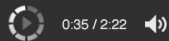
sky ARTS

734993



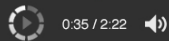
sky ATLANTIC

003663



sky 1

0076be



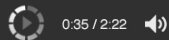
sky NEWS

c51920



sky SPORTS

ef2639



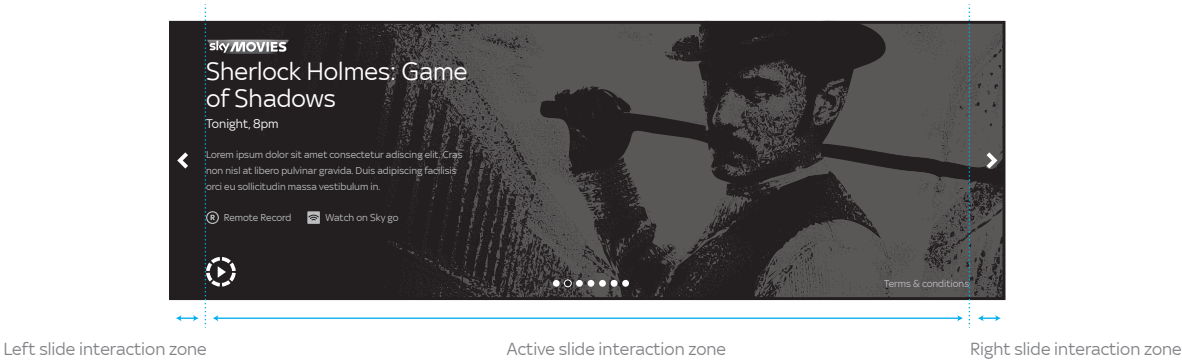
Carousel slide rotation

Desktop & tablet

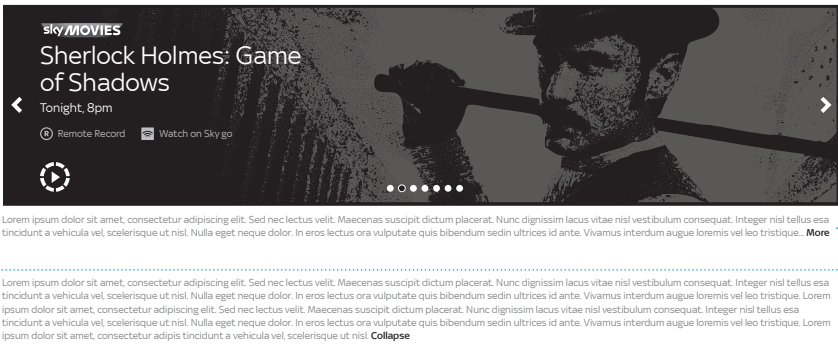
On desktop the carousel will auto-rotate through slides with a set interval. The maximum number of slides will be 7. On desktop the carousel will pause when user moves his cursor over it.

Desktop and mobile carousels will not auto-rotate.

Hero carousel default state



Shallow carousel primary state



Up to 2 lines of T&C's appear up front on this carousel example

Clicking "More" reveals the rest of the T&C's pushing the page down. "Collapse" folds them back.

Carousel automatic slide rotation



Carousel images slide from left to right
Transition: 0.5"
Ease in: 0.5"
Pause: 5"

Carousel interactive elements

Desktop & tablet

All text links will be underlined on hover.

The carousel title should fit in 2 lines and the subtitle should be no longer than 55 characters

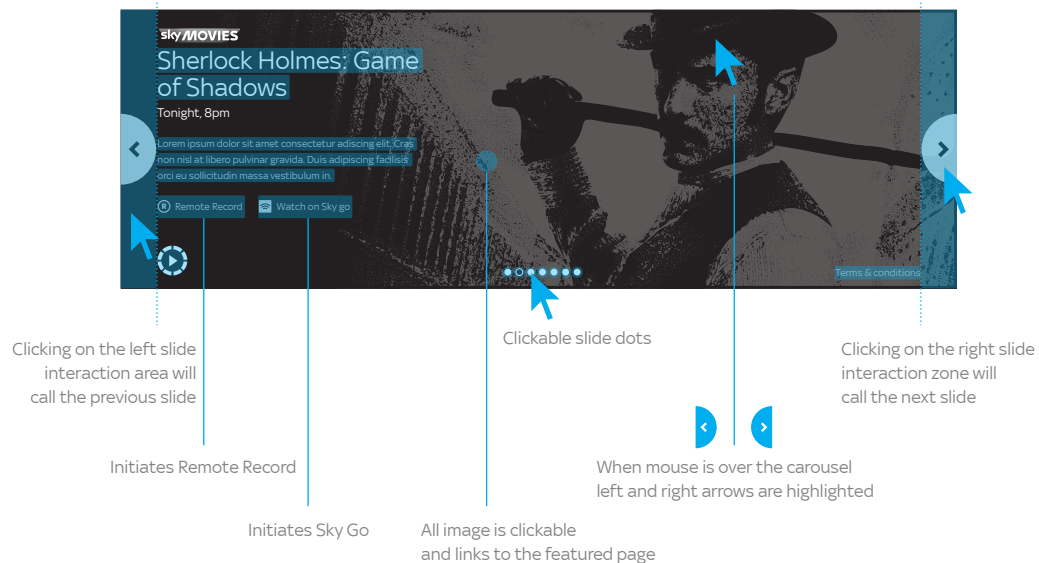
When user clicks on the left slide interaction zone (L) the previous slide will be called.

When user clicks on the right slide interaction zone (R) the next slide will be called.

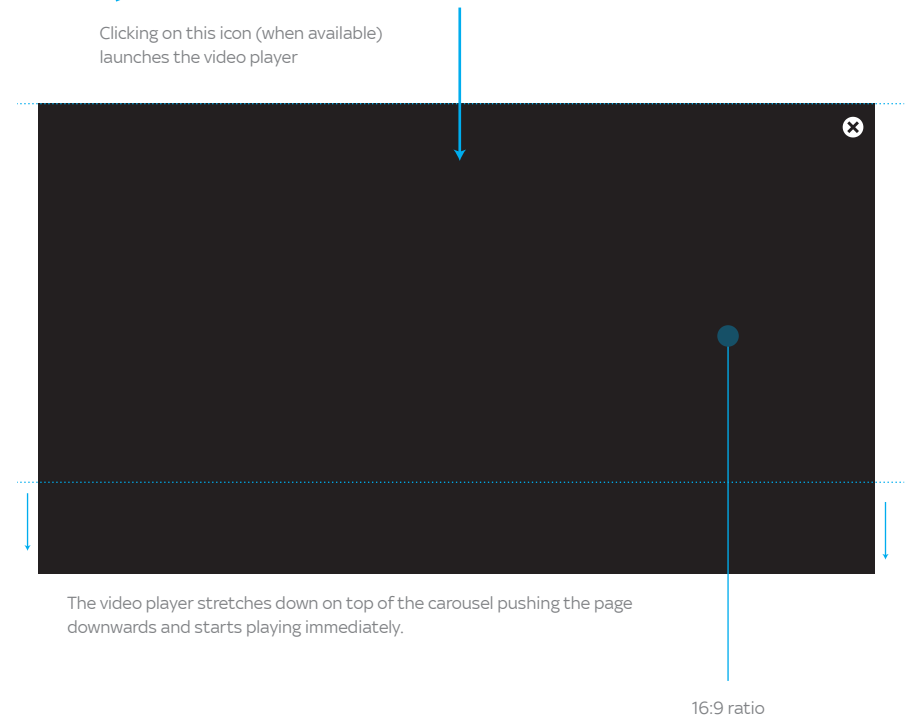
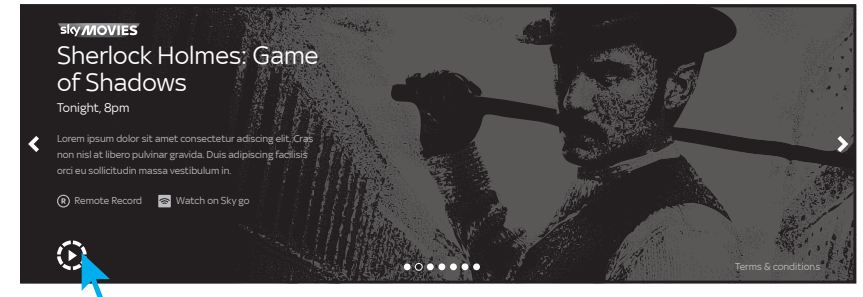
When user clicks on the active slide interaction zone (A) he will be taken to the corresponding page.



Carousel interactive areas



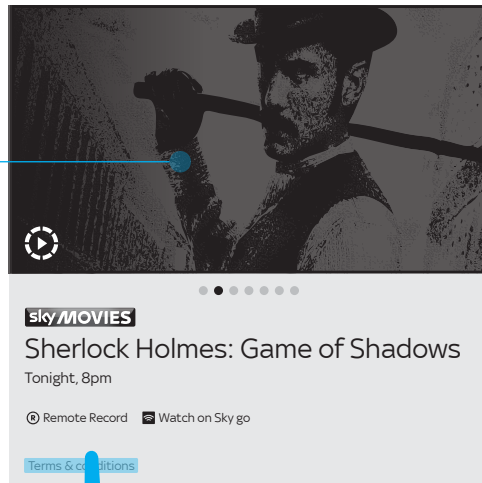
Carousel video functionality



Carousel Mobile

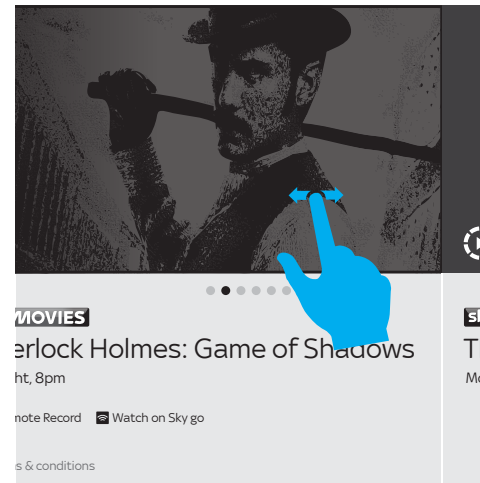
Rotating carousel

Transition: 0.5"
Ease in: 0.5"
Pause: 5"



The T&Cs layer slides upwards on top of the show details.

Sliding pattern



Interaction areas

Links to the show page

Plays video in native player

Call corresponding slides

Links to the show page

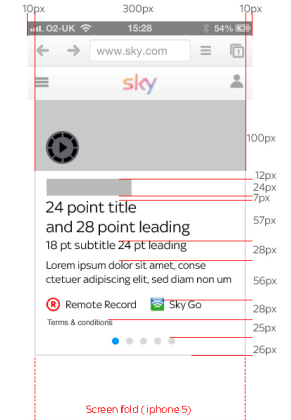
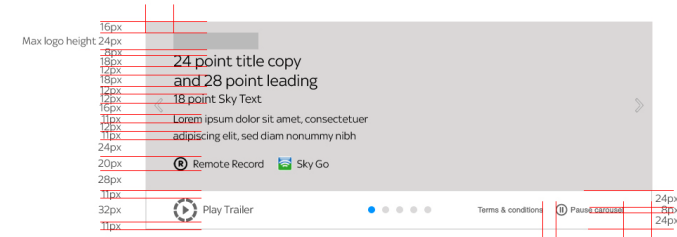
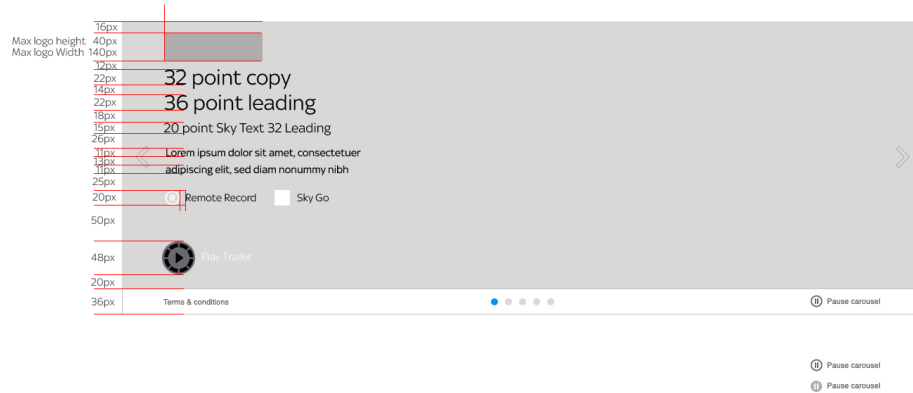


T&Cs close if user taps on the (X) button or anywhere on the image

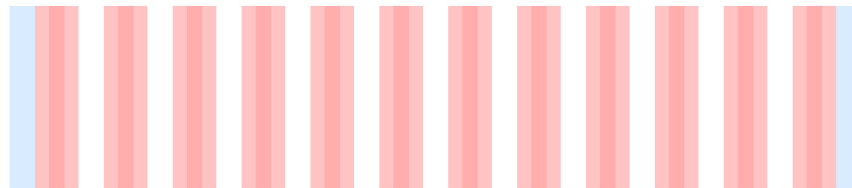
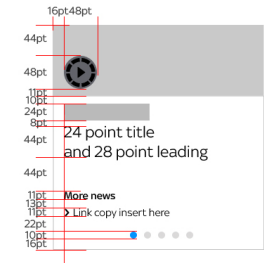
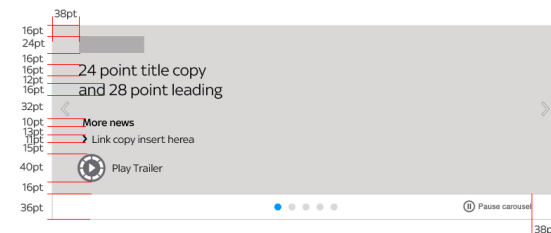
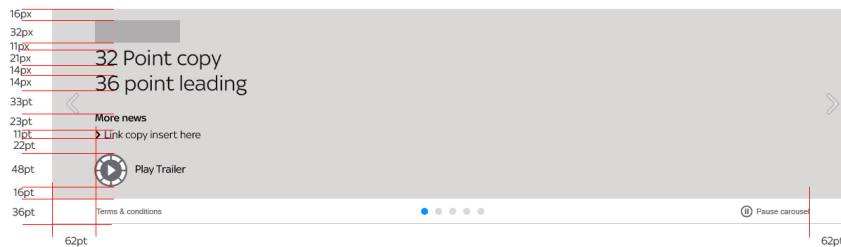
Scrollable text area

Carousel Library

416px High & 304 high with responsive breakdowns (3:1 ratio images)



Small Carousel

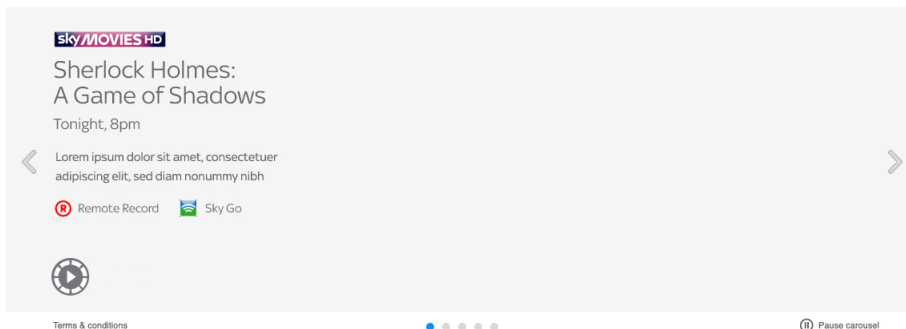


Carousel library

416 px high with arrows states and tween

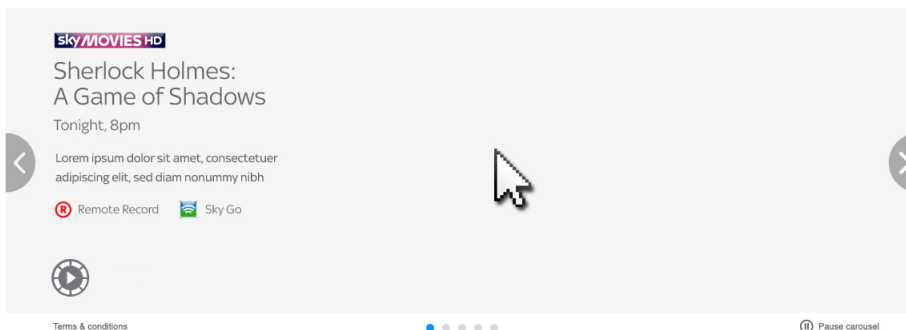
State 1

Mouse not hovering over any of the carousel



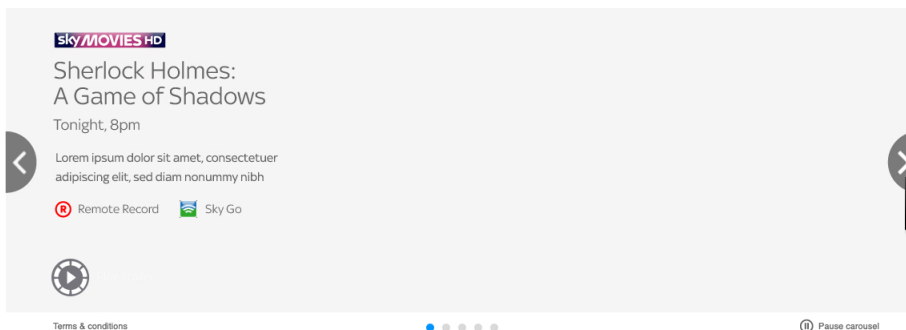
State 2

Mouse hovering over any of the carousel (excluding the arcs)



State 3

Mouse hovering over the arcs/arrows



Tween notes

Notes for Arrow states.

State 1 - normal / unengaged (the state which will be engaged most of the time)

The arrow is 20 px away from the left and right hand side respectively.
No background arc.

State 2 - Mouse enters Carousel - not over arrow hotspot

The arrow slides with a half second tween 12 pixels toward the carousel edges.
And the arc (as supplied) fades in (at 30% Opacity of Hexcolour 000000) behind the arrow to draw emphasis.

State 3 - Mouse over arrow hotspot

When the mouse is over the arrow hotspot itself the arc goes to its full 50% Opacity of Hexcolour 000000 - which is aligned with the 50% black of the video window tint screen and T&C tint background colour.

***Build note:**

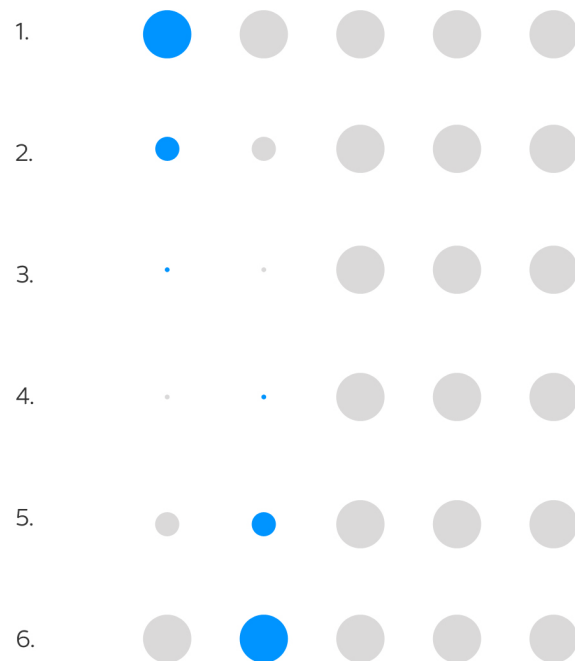
The arrow when in any of the arcs is replaced by a brighter white one. Same size and place, but an arrow with a brighter white is easier to see over the arc.

Carousel Library

Counter animation sequence



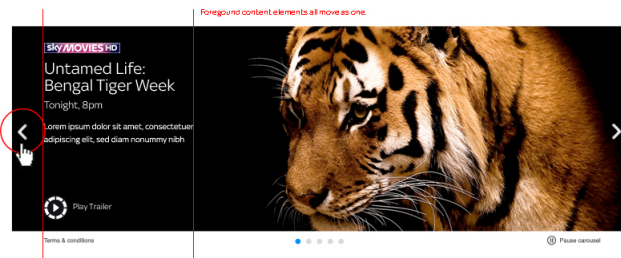
Breadown of counter transition sequence * Total transition time 0.3 of a second.



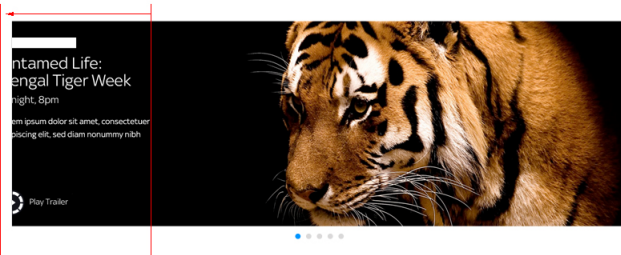
Carousel Library

Frame slide build technique

See Carousel Slide & build technique here : <http://coolcarousels.frebsite.nl/c/27/>



Step 1:
The user clicks the arrow.



Step 2:
The top layer elements (the copy and content) slide off first.

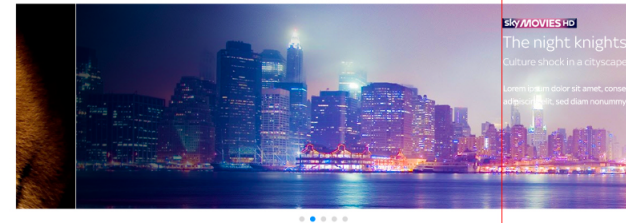
Once the arrow is clicked the arrow arcs disappear, as do the T&Cs copy and play/pause copy.

As this is happening the dot slide counter/s in the middle are also transitioning.




Step 3:
The image background then begins to slide off with a slow starting (yet accelerating) tween motion.

This should give the appearance of both depth (in a parallaxing fashion) and a level staggered transitional style.



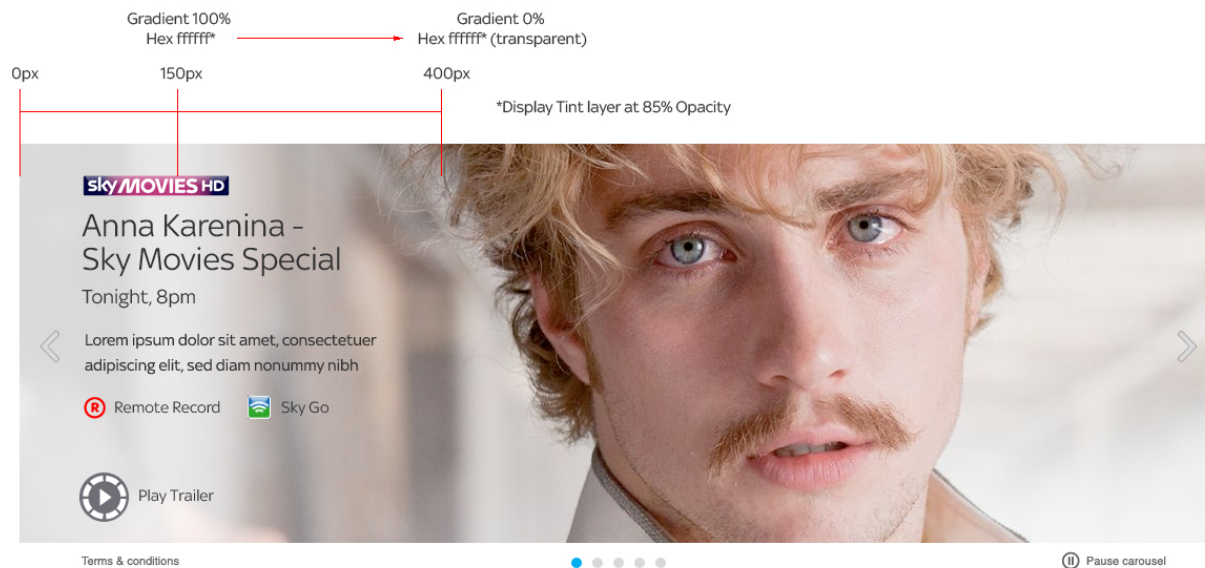
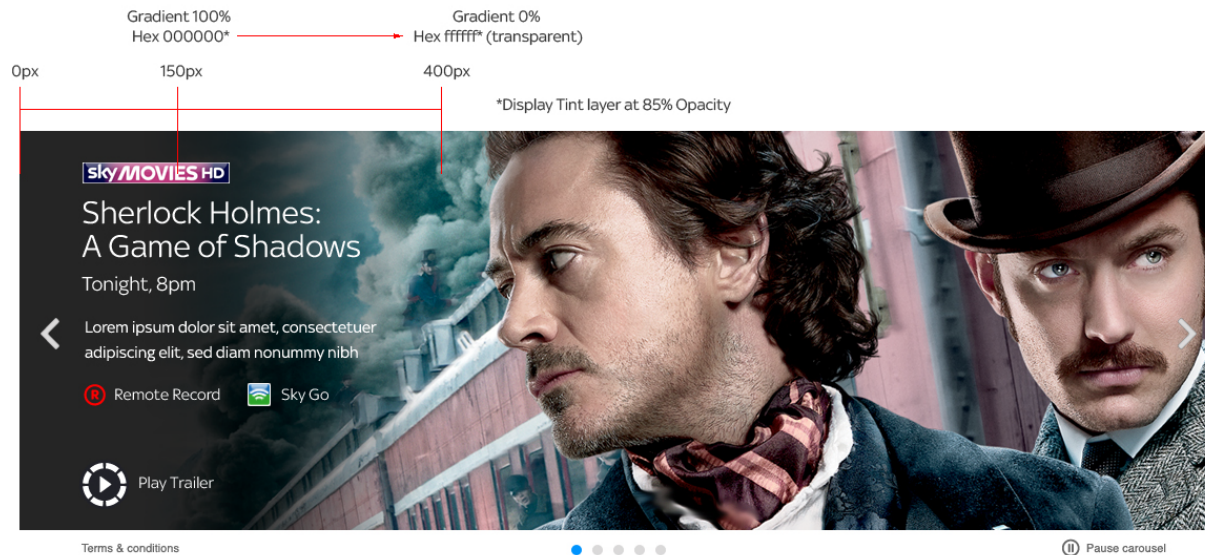
Step 4:
The next slide also adheres to the staggered, tween build style, with the background sliding in and then the top layer content sliding in later.



Step 5:
This slide is now in place and the arrows and tertiary copy elements (play, pause etc) return.

Carousel Library

Gradient tint



Carousel Library

Homepage variant




Desktop state Ratio 3:1 to Smartphone Ratio 16:9

When it resizes it is anchored at the right bottom corner. As this will not crop flush as the ratios are different, 3:1 (desktop) to 16:9 (smartphone) the remained of the image on the left will be cropped out.

It is vital when selecting images for this Sky.com large Carousel that the image has the focus on the right side of image frame.

The carousel landing frame on Sky.com has a requirement to house the sky logo large and in the middle. It is preferred in the smartphone state to drop this out.



Carousel Library

Terms & Conditions Desktop



Terms & conditions



Pause carousel



Terms & conditions

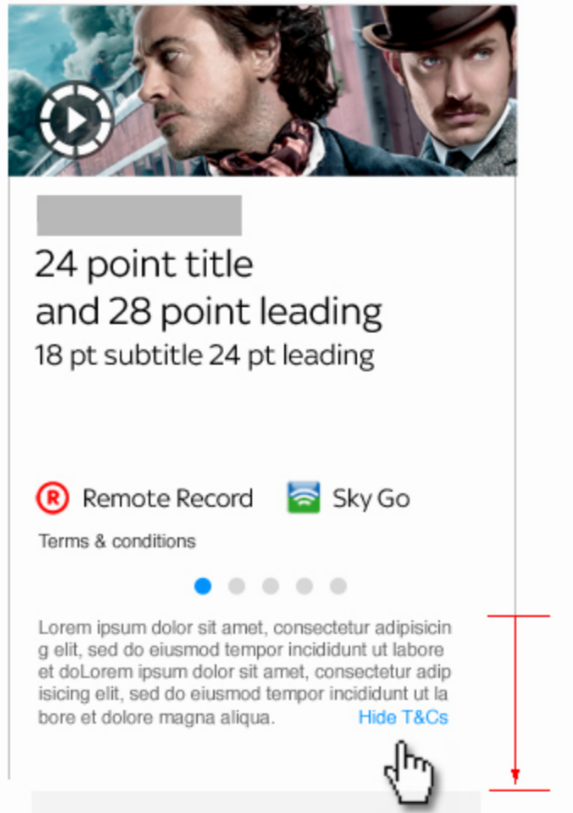
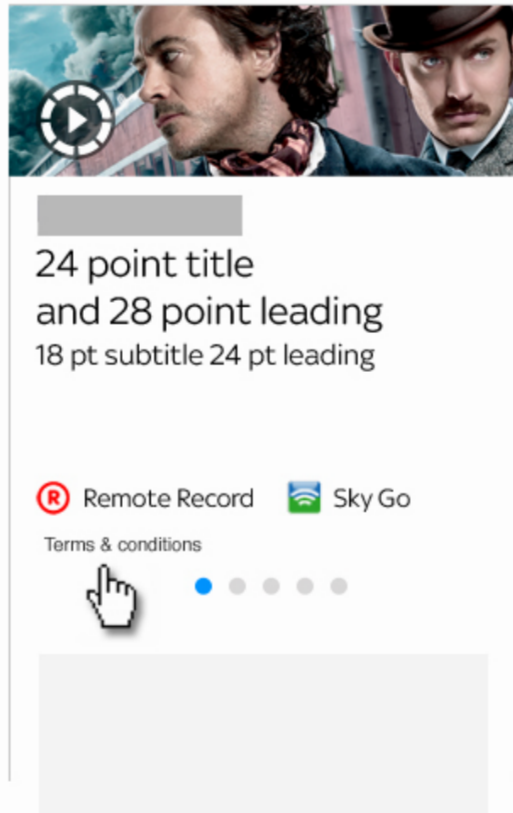


Pause carousel

Lorem ipsum dolor sit amet, consectetur adipiscing elit, sed do eiusmod tempor incididunt ut labore et doLorem ipsum dolor sit amet, consectetur adipiscing elit, sed do eiusmod tempor incididunt ut labore et dolore magna aliqua. Ut enim ad minim veniam, quis nostrud exercitation ullamco laboris nisi ut aliquip ex ea commodo consequat. Duis aute irure dolor in reprehenderit in voluptate velit esse cillum dolore eu fugiat nulla pariatur. Excepteur sint occaecat cupidatat non proident, sunt in culpa qui officia deserunt mollit anim id est laborum."lore magna aliqua. Ut enim ad minim veniam, quis nostrud exercitation ullamco laboris nisi ut aliquip ex ea commodo consequat. Duis aute irure dolor in reprehenderit in voluptate velit esse cillum dolore eu fugiat nulla pariatur. Excepteur sint occaecat cupidatat non proident, sunt in culpa qui officia. [Less](#)

Carousel Library

Terms & Conditions Mobile



Error & Holding page

Message with phone number

Desktop & Tablet with Sky.com nav

The screenshot shows the Sky.com website with a navigation bar at the top. The main content area displays an error message: "We're sorry, this service is unavailable". Below this, it says "If you are trying to buy Sky, please call the following numbers to continue by phone:". There are two sections: "New customers, please call:" with numbers "08442 411 268 in the UK." and "0818 719 852 in the Republic of Ireland.", and "Existing customers, please call:" with numbers "08442 411 333 for equipment upgrades." and "08442 411 653 for package upgrades.". A handwritten note with an arrow points to the number "08442 411 653" and says "phone one of these numbers". The footer contains a section titled "More Sky Sites" with links to various Sky services and external resources.

Web | Sky | Video

Search

enhanced by Google

Trends | Comic Relief | Treme | EuroMillions | Sky Go | The Walking Dead

Home Find & Watch TV Sky Products My Sky Help & Support Sign In Email

Sky Products > Broadband & Talk > Sorry

32 px
Sky text regular 52/56pt

We're sorry, this service is unavailable

24 px
Sky text regular 20/24pt

If you are trying to buy Sky, please call the following numbers to continue by phone:

32 px

New customers, please call:

08442 411 268 in the UK.

0818 719 852 in the Republic of Ireland.

Sky Text Regular 16pt

Existing customers, please call:

08442 411 333 for equipment upgrades.

Sky text Medium 24 pt
#666666

08442 411 653 for package upgrades.

Luna 30pt
#666666

↑ phone one of these numbers

More Sky Sites

Sky Corporate | Sky News | Sky Sports | Sky Bet | Sky Bingo | Sky Poker | Sky Vegas | NOW TV | The Bigger Picture | Sky Sports Living For Sports | Sky Ride | Sky Arts Ignition Series |

Rainforest Rescue | Carbon Calculator | Sky Line Consumer Panel | Store Locator | Work For Sky | Security Centre | Advertise with Us

Error & Holding page

Message with links

Desktop & Tablet with Sky.com nav

The screenshot shows the Sky.com website with a navigation bar at the top. The main content area displays an error message: "Sorry, this web site is not available through BSkyB". Below this message, there is a paragraph stating: "BSkyB is required by Court order to prevent access to this site in order to help protect against copyright infringement." Two links are provided: "More information on why this web site is blocked" and "Go to Sky.com". Handwritten annotations in red and blue ink are present, including a large red 'X' over the error message, a blue arrow pointing to the "Go to Sky.com" link, and a handwritten note "try one of these links" with an arrow pointing to the link. Various font size annotations (32px, 20/24pt, 16pt, 16px, 24px, 30pt) are also visible, along with a color code #666666.

Web | Sky | Video

Search

enhanced by Google

Trends > Comic Relief > Treme > EuroMillions > Sky Go > The Walking Dead

Home Find & Watch TV Sky Products My Sky Help & Support Sign In Email

Sky Products > Broadband & Talk > Sorry

32px
Sky text regular 52/56pt

32px
Sky text regular 20/24pt

24px
Sky text regular 16pt

16px

24px

Luna 30pt
#666666

try one of these links

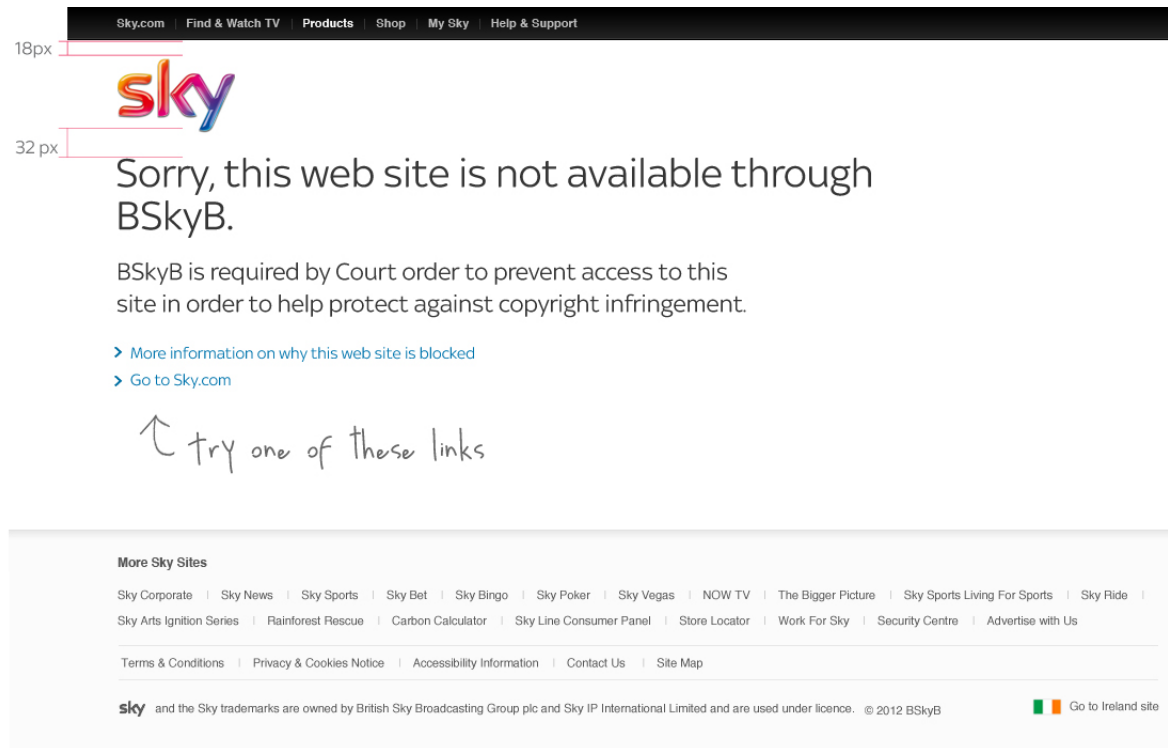
More Sky Sites

Sky Corporate | Sky News | Sky Sports | Sky Bet | Sky Bingo | Sky Poker | Sky Vegas | NOW TV | The Bigger Picture | Sky Sports Living For Sports | Sky Ride |
Sky Arts Ignition Series | Rainforest Rescue | Carbon Calculator | Sky Line Consumer Panel | Store Locator | Work For Sky | Security Centre | Advertise with Us

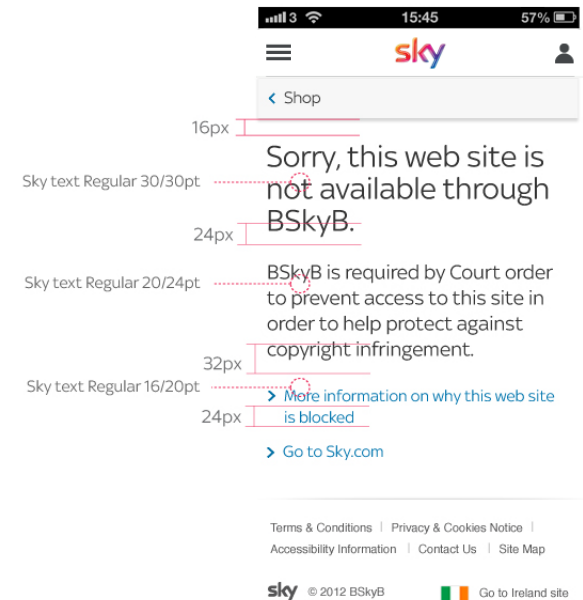
Error page

Spec annotation

Desktop and Tablet with black nav

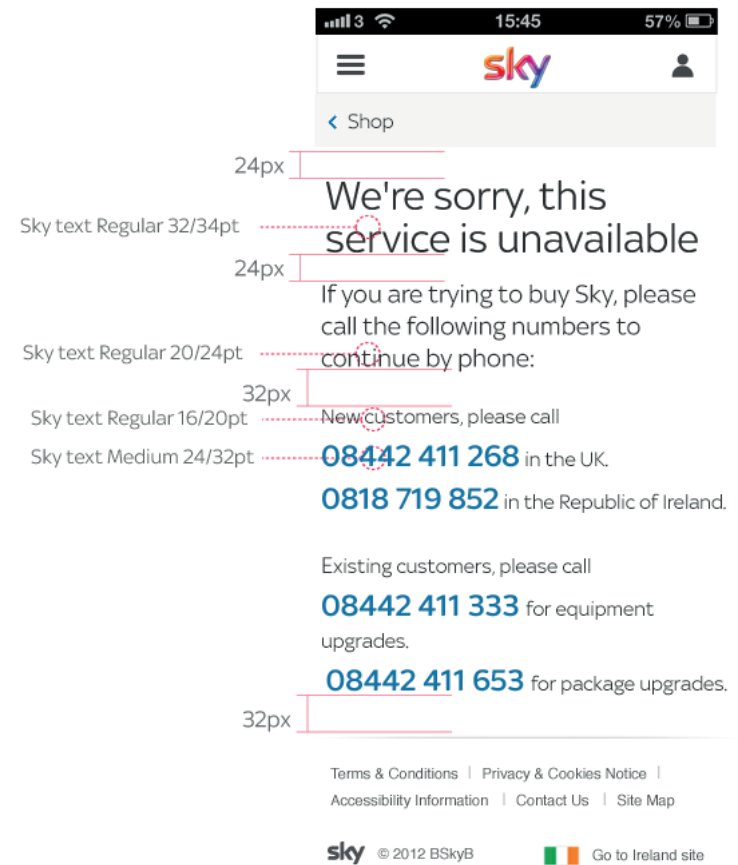


Mobile



Error & Holding page

Mobile



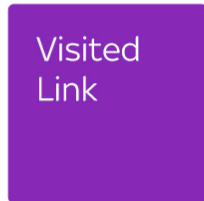
Page Elements

Colours

Links



#0070a5



#8728b7

Buttons & icons



#0073c5



#6dbb00

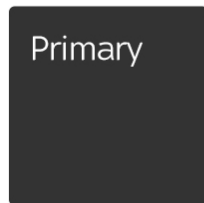


#44ad3a




#ed1c24

Typography




#333333



#666666




#999999




#a6ce39

Background




#eaeaea



#f4f4f4

Keyline



#dcdcdc

Page Elements

Colours

Channel Colours



#0076be

#003663

#734993

#87a0af

#a51d4d

Brand



#ed1c24

#ed0677

#fdb913

*White copy not accessible


#a6ce39

*White copy not accessible

#00aeef

*White copy not accessible

Shop Bundles



#ff6000

#1998f2

#a51d4d

#d92231

#29c1ad

*If used in copy it must be above 18px

Page Elements

Typography

Page title

Sky Text Regular 52 px 32 px*
Leading 56 px

Large Section

Sky Text Regular 44 px 28 px
Leading 48 px

Medium Section

Sky Text Medium Sky Text Regular 36 px 28 px
Leading 40 px

Small Section

Sky Text Medium Sky Text Regular 32 px 28 px
Leading 36 px

Large pod Section

Sky Text Medium Sky Text Regular 28 px 24 px
Leading 32 px

Small pod /Large intro

Sky Text Medium Sky Text Regular 24 px 20 px
Leading 28 px

Small intro

Sky Text Medium Sky Text Regular 20 px 20 px
Leading 24 px

Body copy
Sky Text Regular 16 px 16 px
Leading 20 px

Supportive/legal
Sky text 13 px 13 px
Leading 16 px

Luna 24 px
Leading 40 px

* Respective Mobile sizes

Vertical Rhythm

4 px baseline

Proin gravida nibh vel velit auctor aliquet. Aenean sollicitudin, lorem quis bibendum auctor, nisi elit consequat ipsum, nec sagittis sem nibh id elit. Duis sed odio sit amet nibh vulputate cursus a sit amet mauris. Morbi accumsan ipsum velit. Nam nec tellus a odio tincidunt auctor a ornare odio. Sed non mauris vitae erat consequat auctor eu in elit. Class aptent taciti sociosqu ad litora torquent per conubia nostra, per inceptos himenaeos. Mauris in erat justo. Nullam ac urna eu felis dapibus condimentum sit amet a augue. Sed non neque elit. Sed ut imperdiet nisi. Proin condimentum fermentum nunc. Etiam pharetra, erat sed fermentum feugiat, velit mauris egestas quam, ut aliquam massa nisi quis neque. Suspendisse in orci enim. Tssollicitudin, lorem quis bibendum auctor, nisi elit consequat ipsum, nec sagittis sem nibh id elit. Duis sed odio sit amet nibh vulputate cursus a sit amet mauris. Morbi accumsan

Colours

Primary	#333333	Links	#0070a5
Secondary	#666666	White link	#ffffff
Error	#D21717	Focus	#004ac5

Other elements

Links

Refer to where the link sits. So it could be a Intro, Body, Supportive or Legal

Help & Error

Error messages #D21717

Quotes

“ Quote marks are Helvetica regular and are placed with a wrap around the text box 10 px from it ”

Bullet points

- Body copy, 10px from bullet
- 5 x 5 px #999

Accessibility

Skip to content
Skip to content

Basic rules

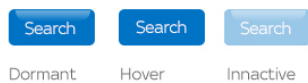
- You can only have one page title per page. All others can be used multiple times.
- If mixing Medium and Regular weights, Medium should always come first
- When Sky font isn't available on browser, back up fonts are: Helvetica/Arial/Verdana

Page Elements


Buttons & Links

Buttons

Primary



Secondary



Colour




Shine

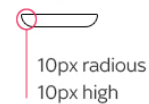
Gradient on blue button



Gradient on white button



Shape



Postion

5px margin in the button, and 1 px down

Links

Colour

All links should be the same blue



Sign Post link

With Chevron to the left, font size will depend on where the link sits. It could be treated as Intro, body, supportive or legal copy. (see typography for reference).

› [Sky Text Regular 20](#) › [Helvetica Regular 12](#)

In page action links

No Chevron

[Sky Text Regular 20](#) [Helvetica Regular 12 pt](#)

Hover states

Simply underline. Don't change it's style, colour or size.

› [Sky Text Regular 20](#) › [Helvetica Regular 12](#) [Sky Text Regular 20](#) [Helvetica Regular 12 pt](#)

On top of dark images

Use white links instead of blue.

› [Sky Text Regular 20](#) › [Helvetica Regular 12](#)

On top of light images

Use black links instead of blue.

› [Sky Text Regular 20](#) › [Helvetica Regular 12](#)

Page Elements

Action Links

Primary

#0073c5 #666666 #D217171 #44ad3a #6dbb00

Share Sign in More of this Info Help Error/Warning Close Email Watch with Sky Go Confirmation

Rollover

Share Sign in More of this Info Help Error/Warning Close Email Watch with Sky Go Confirmation

f 148 30 g+ 12 180 #0070a5 #666

f 148 30 g+ 12 180 #0070a5 #666

f 148 30 g+ 12 180 #0070a5 #666

f 148 30 g+ 12 180 #0070a5 #666

Lorem ipsum dolor sit amet, consectetur adipiscing elit

Lorem ipsum dolor sit amet, consectetur adipiscing elit

Loading Spinner

You can adjust the size of the spinner.
The standard size for it is 40 x 40 px.
You can use either the blue version or the grey.



4px 8px 48px 24px 8px 24px

helvetica 12px

Stroke: 1px of #dcdcdc
Shadow: Opacity 15% of #000
Angle 135°
Distance 3px
Spread 0px
Size 3px

Page Elements

Tabs and expendables

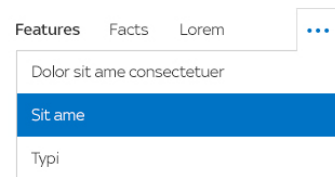
Tabs

Desktop

Features Facts Lorem Dolor sit ame consectetur Sit ame Typi

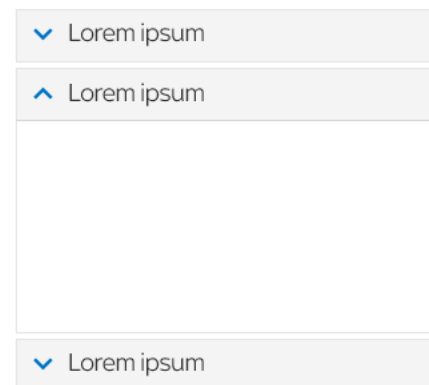
Mobile

Features Facts Lorem ...

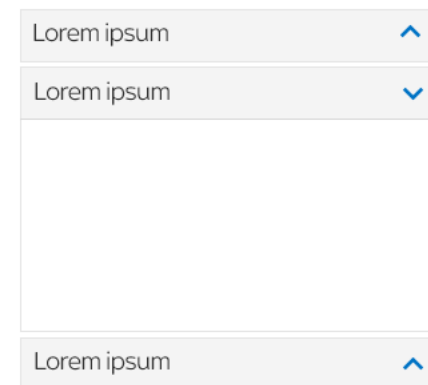


Expendables

To the left



To the right



Page Elements

Remote Record



20px #ffffff
Sky Text Regular 16pt #ffffff

Rollover



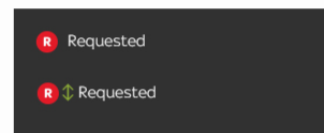
Pending




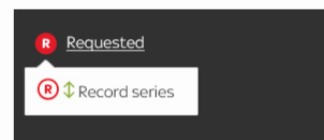
Error



Actioned

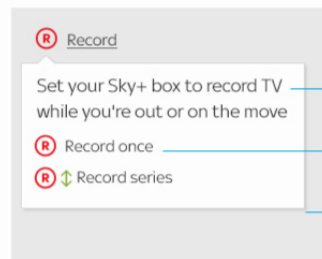


Actioned Rollover




20px #ed1c24
Sky text regular 16pt #333333

Rollover



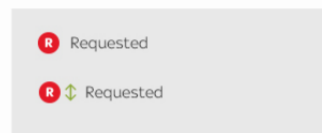
Pending



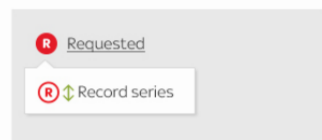
Error



Actioned



Actioned Rollover



Sky text regular 16pt; #333333; Rollover underline

Sky text regular 18/24pt; #333333

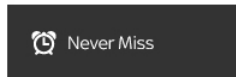
Sky text regular 16/24pt; #333333

Box outline 1px #dadada; drop shadow opacity 15; angel 135; distance 3; size 3

Page Elements

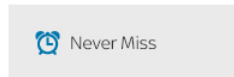
Never Miss

Primary on dark



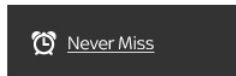
Icon 20px #ffffff
Sky text regular 16px #ffffff; Rollover underline

Primary on light

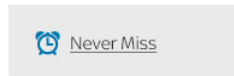


Icon 20px #0077ae
Sky text regular 16px #333333; Rollover underline

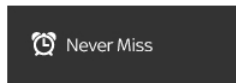
Rollover



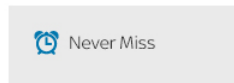
Rollover



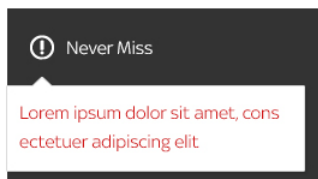
On click



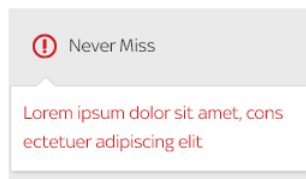
On click



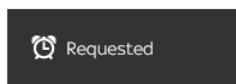
Error



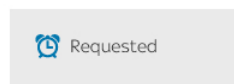
Error



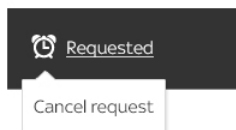
Actioned



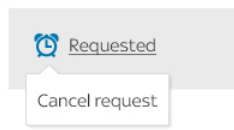
Actioned



Actioned Rollover



Actioned Rollover



Page Elements

Forms

Desktop


Title *

First name *

Surname *

Date of birth * - -

Landline number * **01234 567 890** [Change this number](#)

Contact number (incl area code)* 
Lorem ipsum dolor sit amet, consectetur adipiscing elit, sed diam nonummy nibh euismod tincidunt ut laoreet dolore magna aliquam erat volutpat.

Contact email address*

Installation date * - -

Address where Sky will be installed

Postcode*

Please select your phone directory listing preferences

Please select your phone directory listing preferences

Please select your phone directory listing preferences

☒ I agree to the [Terms & Conditions](#)

Mobile


Title *

First name*

Surname*

Date of birth* - -

Landline number* **01234 567 890** [Change this number](#)

Contact number (incl area code)* 
Lorem ipsum dolor sit amet, consectetur adipiscing elit, sed diam nonummy nibh euismod tincidunt ut laoreet dolore magna

Contact email address*

Address where Sky will be installed

Postcode*

[Enter address manually](#)

Please select your phone directory listing preferences

☐ Direct debit

☒ Full first name and surname

☐ Initial and surname

☒ I agree to the [Terms & Conditions](#)

Date picker notes

For date of birth, date picker doesn't come up, user types in the date themselves

Other dates like installation date, the date picker should be used.

On mobile native date picker applies.

Page Elements

Faq's and Legals

How long will it take to receive my wireless connector?

Show ▾

Terms & Conditions

Sky text Regular 20 pt

Show ▾

Sky text Regular 20 pt

Hide ▲

Helvetica Regular 11 pt #666666 accusamus et iusto odio dignissimos ducimus qui blanditiis praesentium voluptatum deleniti atque corrupti quos dolores et quas molestias excepturi sint occaecati cupiditate non provident, similique sunt in culpa qui officia deserunt mollitia animi, id est laborum et dolorum fuga. Et harum quidem rerum facilis est et expedita distinctio. Nam libero tempore, cum soluta nobis est eligendi optio cumque nihil impedit quo minus id quod maxime placeat facere possimus, **Helvetica Bold 11 pt #0070a5** est, omnis dolor repellendus. Temporibus autem quibusdam et aut officiis debitis aut rerum necessitatibus saepe eveniet ut et voluptates repudiandae sint et molestiae non recusandae. Itaque earum rerum hic tenetur a sapiente delectus, ut aut reiciendis voluptatibus maiores alias consequatur aut perferendis doloribus asperiores repellat."

Neque porro quisquam est, qui dolorem ipsum quia dolor sit amet, consectetur, adipisci velit, sed quia non numquam eius **modi tempora incidunt ut labore et** dolore magnam aliquam quaerat voluptatem. Ut enim ad minima veniam, quis nostrum exercitationem ullam corporis suscipit laboriosam, nisi ut aliquid ex ea commodi consequatur? Quis autem vel eum iure reprehenderit qui in ea voluptate velit esse quam nihil molestiae consequatur, vel illum qui dolorem eum fugiat quo voluptas nulla pariatur?"

Page Elements

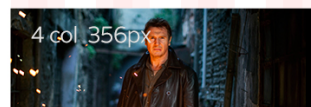
Image ratio & sizes



Save your images on four different sizes so that no matter what view you are your image will remain sharp. You can save images on these sizes:

12 col - 1140 px
8 Col - 748 px
6 col - 552 px
4 col - 356 px

Remember that when exporting images for retina display you must double the size of the image and keep the same resolution of 72 dpi.



Page Elements

Responsive Pods

When laying pods in a responsive manner, we have three layouts that can work you you can either:

Stack pods on top of each other on two columns

Today from Sky




Stack one pod of top of another on a single column

Today from Sky




Image and text next to each other.


Highlights Features Videos




Revolution: You quiz the cast




Revolution goes glam



Revolution who's who gallery



Revolution Season 1 gallery



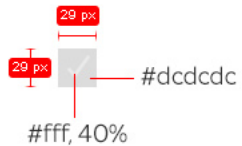
Revolution - Charlie pfgile

Page Elements

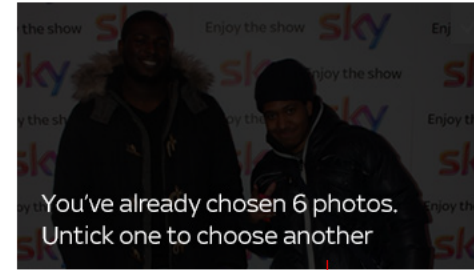
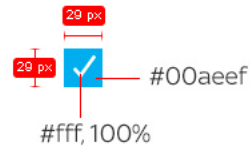
Selectable pods



2px stroke #dcdcdc



2px stroke #00aeef, Box shadow: 0 0 3px #00aeef



#000, 80%

Page Elements

Responsive tables pattern

In this example table changes orientation in responsive so the header cells turn vertical rather than horizontal. This allows users to compare packages features one by one.

Desktop version

Sky boxes

We bring you reliable, high quality Sky Broadband and Talk packages using our own network - which now covers 85% of the UK. Lorem ipsum dolor sit amet, consectetur adipiscing elit.

	Sky+	Sky+ HD	Sky+ HD 2TB	Sky HD Multiroom
Set-up costs	From £49	Free when you join Sky / Upgrade to Entertainment Extra+	From £49 for existing customers or £149 for new customers	Free with Sky Multiroom
Access over 45 HD channels	✗	✓	✓	✗
Access to HD with Entertainment Extra+	✗	✓	✓	✗
HD ready	✗	✓	✓	✗

Mobile version



Sky boxes

We bring you reliable, high quality Sky Broadband and Talk packages using our own network - which now covers 85% of the UK. Lorem ipsum dolor sit amet, consectetur adipiscing elit.





	Set-up costs	Access over 45 HD channels	Access to HD with Entertainment Extra+	HD ready
Sky+	From £49	✗	✗	✗
Sky+ HD	Free when you join Sky / Upgrade to Entertainment Extra+	✓	✓	✓
Sky+ HD 2TB	From £49 for existing customers or £149 for new customers	✓	✓	✓
Sky HD Multiroom	Free with Sky Multiroom	✗	✗	✗

Headers remain anchored




Page Elements

Responsive tables visual

Desktop

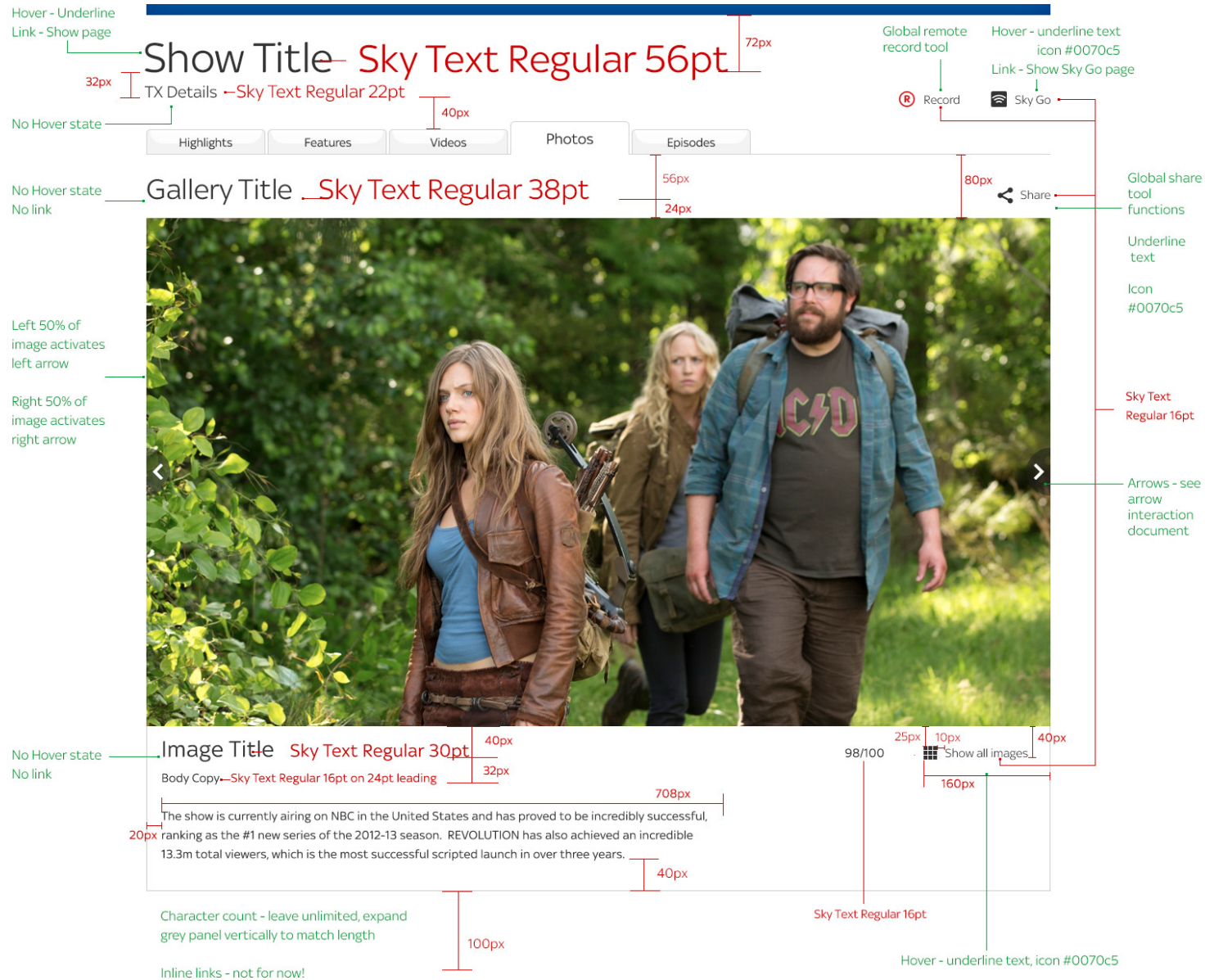
	 Sky+ box The standard box	 Sky+ HD box The standard with stunning HD	 Sky+ HD 2TB box The brand new super-storage box	 Sky HD Multiroom box The Sky Multiroom box
Box cost				
Box set-up costs apply First box cost only. Additional boxes may cost extra.	From £49	From free when you join Sky TV with or upgrade to Entertainment Extra+	From £49 for existing Sky TV customers or from £149 for new customers	From free with Sky Multiroom
HD features				
Access to over 45 HD channels with Entertainment Extra+		●	●	
Access to HD content with Entertainment Extra+, depending on your Sky TV subscription.		●	●	
HD ready	●	●	●	●
Sky+ features				
Pause and rewind live TV	●	●	●	
Series Link	●	●	●	
Record two programmes at once	●	●	●	
Recordable space for HD/3D TV		Up to 60 hours	Up to 350 hours	
Recordable space for SD TV	Up to 185 hours	Up to 185 hours	Up to 1180 hours	
3D ready (Entertainment Extra+ required)	●	●	●	●
On Demand				
Connect your Sky+ box to any broadband router to enjoy:				
<ul style="list-style-type: none"> Full series box sets 7 day Catch Up Sky Store: 1000+ movies to rent 	●	●	●	

Mobile

Compare Sky boxes			
	Box Cost	HD Features	
 Sky+ box The standard box	Box set-up costs apply First box cost only. Additional boxes may cost extra. From £49	Access to over 45 HD channels with Entertainment Extra+	Access to HD content with Entertainment Extra+ depending on your Sky TV subscription
 Sky+ HD box The standard with stunning HD	From free when you join Sky TV with or upgrade to Entertainment Extra+	●	●
 Sky+ HD 2TB box The brand new super-storage box	From £49 for existing Sky TV customers or from £149 for new customers	●	●

Galleries

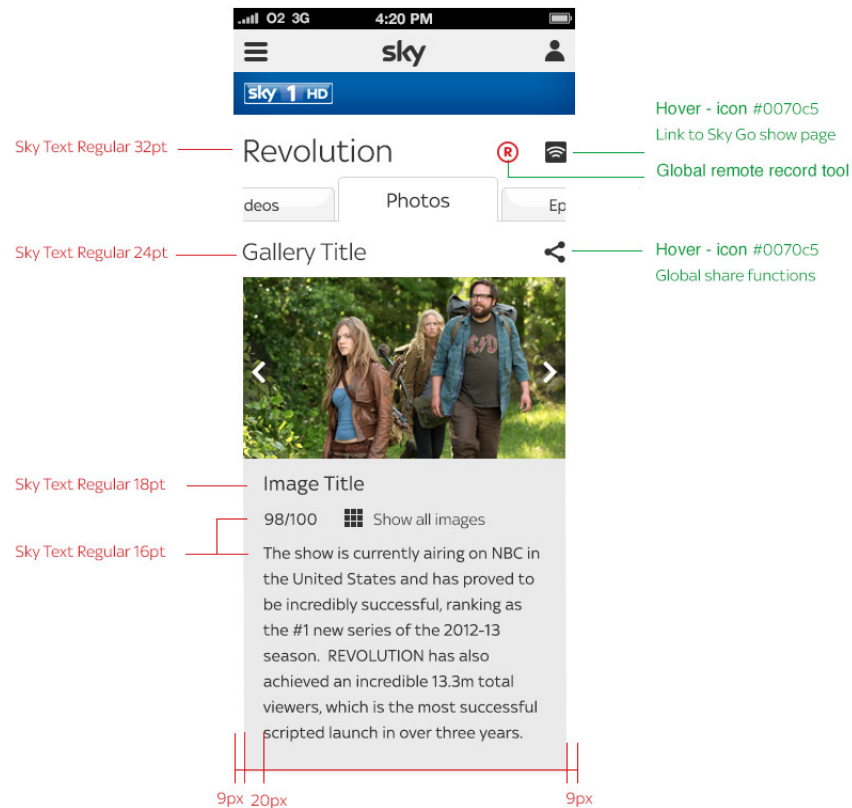
Desktop visual




Galleries

Mobile visual

Mobile Gallery



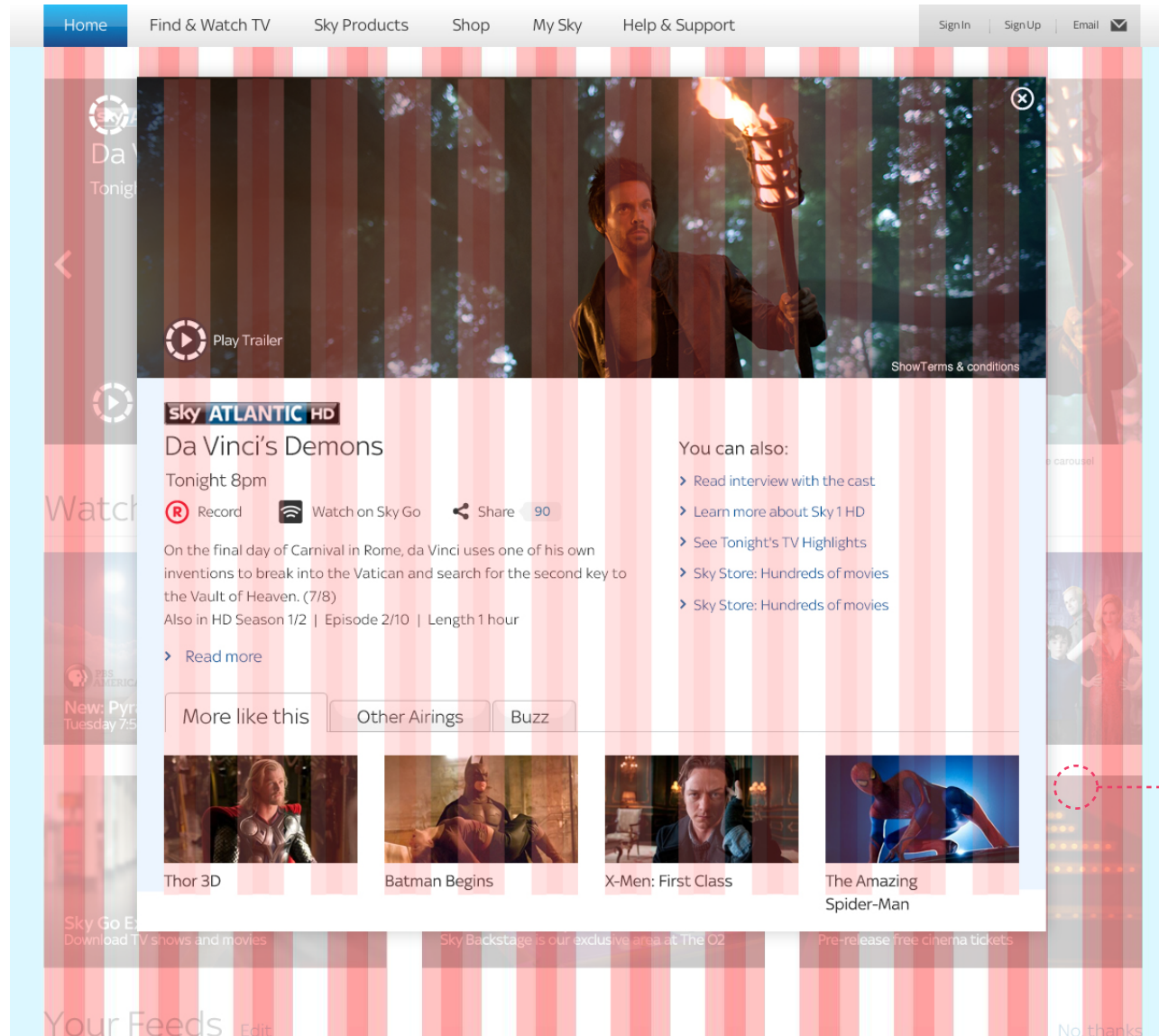
Mobile Gallery Grid View



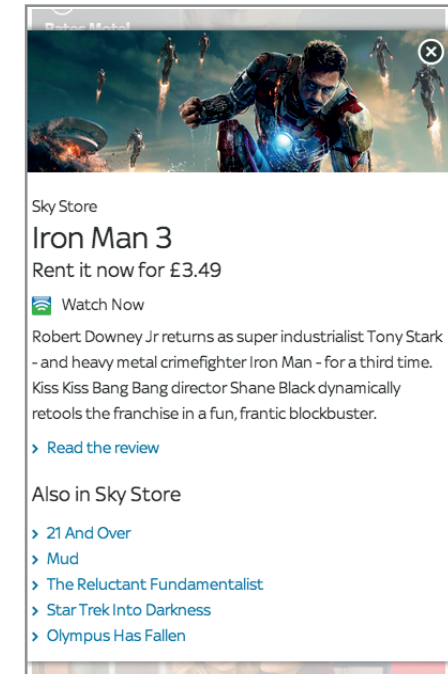
Page Elements

Responsive lightbox visual

Desktop & Tablet



Mobile



Lightbox centers on screen and is the whole width

Transparency 80% of #ffffff

Overlays

Tooltips

A tooltip should be used when providing auxiliary information that doesn't need all of the users attention

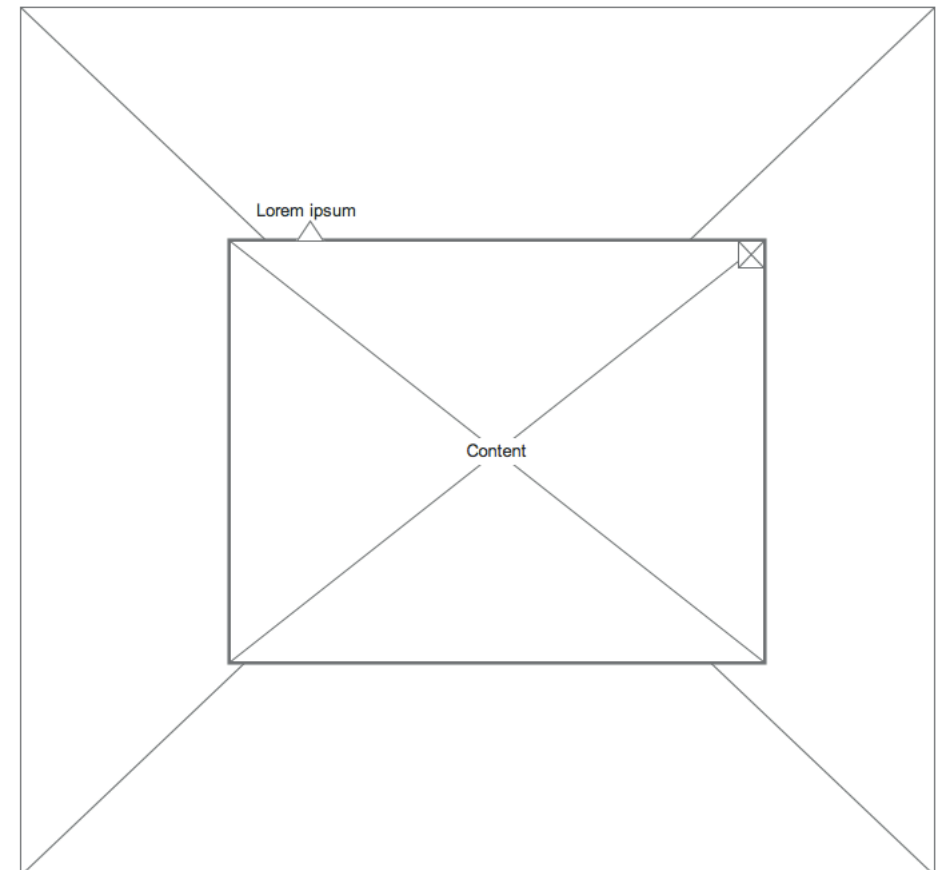
Small tooltip (under 300x300)

When the user clicks the tooltip appears, when the user clicks elsewhere the tooltip disappears



Large tooltip

If the content is bigger than 500x500 then a lightbox should be used.
If a mobile device is being used then a light box should be used
When the user clicks the tooltip appears, when the user clicks elsewhere or on the close 'x' the large tooltip disappears.



Overlays

Responsive lightbox

A lightbox should be used when providing auxiliary information that needs to focus the all of the users attention.

If a mobile is used then then a mobile lightbox should be choosen over large tooltip.

Large lightbox (over 300x300 pixels)

If the content goes below the fold (on a desktop (fold considered 768) then use a new page

If the content clicked on is a picture then use the flip transition, otherwise use a fade in transition, into the centre of the browser.

Small lightbox (under 300x300 pixels)

The lightbox fades in to the centre of the browser.

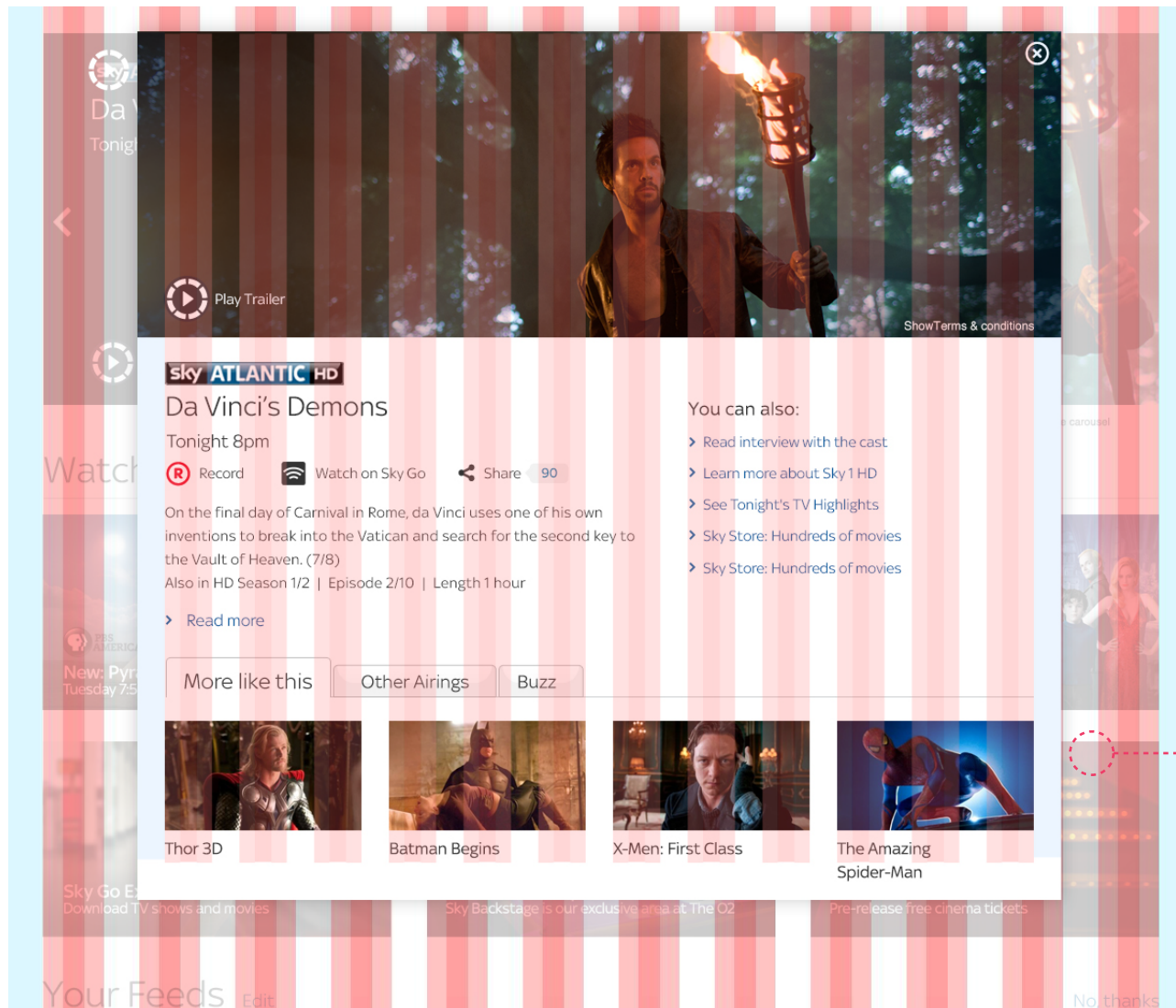
Mobile Light box

The mobile lightbox can be applied to both types of lightboxes and a large tooltip when a mobile device is used

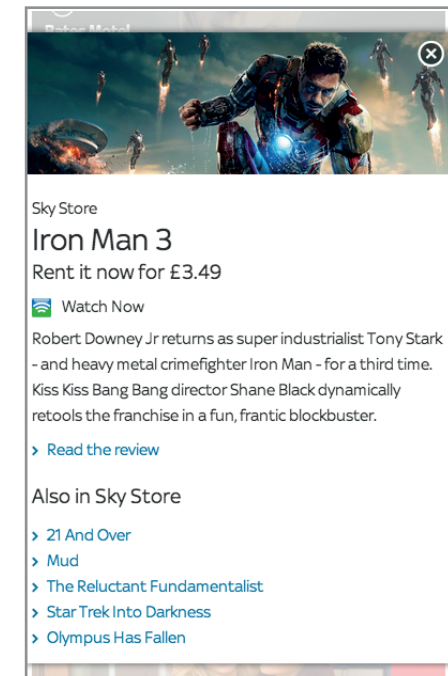
Overlays

Responsive lightbox visual

Desktop & Tablet



Mobile



Light box centers on screen and goes full width

Transparency
80% of #ffffff

Shadow
20% of #333333
20px

Overlays

Pop up

A new window popup should be used when a new website is being opened up

The new window pops up in the middle of the users screen at a fixed size of 400x450 pixels.


If a mobile device is being used a new tab is opened.

Latest News



Nelson Mandela: South Africa's Hero Dies

Share 9835



Weather: Thousands Evacuated Amid Tidal Surge

Share 272



North Korea: Aide To Kim's Uncle 'Defects'

Share 28

22 6 0

Share a link on Twitter

Twitter, Inc. [US] https://twitter.com/intent/tweet?url=...

Sign up >

Share a link with your followers

North Korea: Aide To Kim's Uncle 'Defects'
http://news.sky.com/story/1178665/north-korea-aide-to-kims-uncle-defects

75

Username or email

Password

☐ Remember me · [Forgot password?](#)

Sign in and Tweet

New to Twitter?

Get instant updates from your friends, industry experts, favorite

Sign up >

Sky Sports



Mandela tributes pour in

Share 28



Froch dismisses rematch

Share 14



Newcastle's double success

Share 2



England boss fears nobody

Share 17

Footer

Desktop



2

More Sky Sites

Sky Corporate | Sky News | Sky Sports | Sky Bet | Sky Bingo | Sky Poker | Sky Vegas | NOW TV | The Bigger Picture | Sky Sports Living for Sports | Sky Ride | Sky Arts Ignition Series | Rainforest Rescue | Cabon Calculator | Sky Line Consumer Panel | Store Locator | Work for Sky | Security Centre | Advertise with Us

1

Terms & Conditions | Privacy & Cookies Notice | Accessibility Information | Contact Us | Site Map

  Go to Ireland site

sky © 2012 BSkyB



Tablet

2

More Sky Sites

Sky Corporate | Sky News | Sky Sports | Sky Bet | Sky Bingo | Sky Poker | Sky Vegas | NOW TV | The Bigger Picture | Sky Sports Living for Sports | Sky Ride | Sky Arts Ignition Series | Rainforest Rescue | Cabon Calculator | Sky Line Consumer Panel | Store Locator | Work for Sky | Security Centre | Advertise with Us

Terms & Conditions | Privacy & Cookies Notice | Accessibility Information | Contact Us | Site Map

  Go to Ireland site

sky © 2012 BSkyB

Mobile

2

Terms & Conditions | Privacy & Cookies Notice | Accessibility Information | Contact Us | Site Map

  Go to Ireland site

sky © 2012 BSkyB

ROI Footer (includes Tariff Guide on all platforms)

Terms & Conditions | Privacy & Cookies Notice | Accessibility Information | Contact Us | Tariff Guide | Site Map

 Go to UK site

sky © 2012 BSkyB

Notes

- 1 On all platforms, the country toggles from Ireland and UK
- 2 On desktop, the hover state displays an underline. On touch devices, the tap state displays an underline

There is a foreseen issue with the central breakpoint (800 - 599px) footer. If we have a breakpoint at 800 - 599, the line that Terms & Conditions is in will need to wrap at some point. When scaling with the current design of the footer, the country section will end up squishing into the rest of the text. This will especially be an issue for the ROI version that contains an extra link (Tariff Guide).

Accessibility

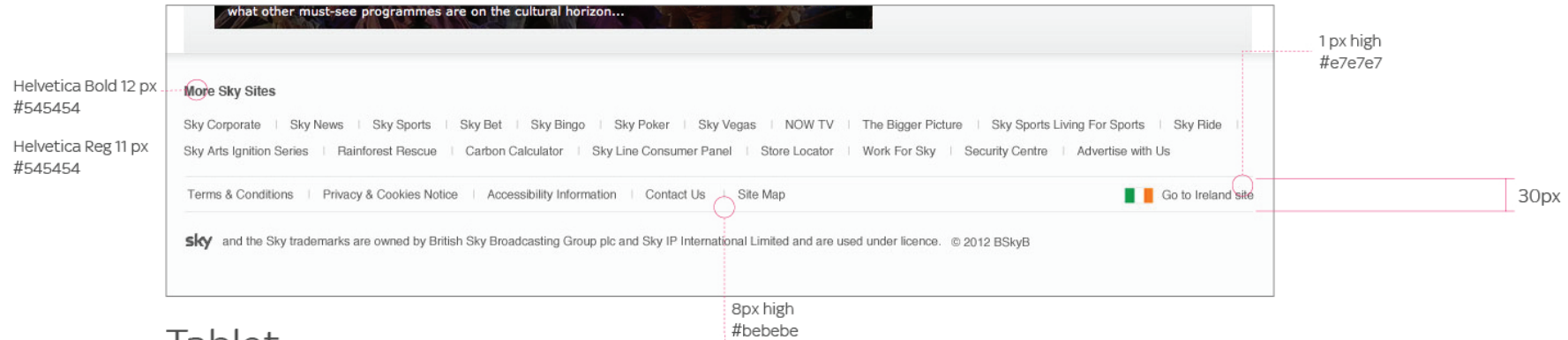
Alt tags should be used on the Sky logo, the UK flag, and the Irish flag.

Footer should be read in running order from left to right.

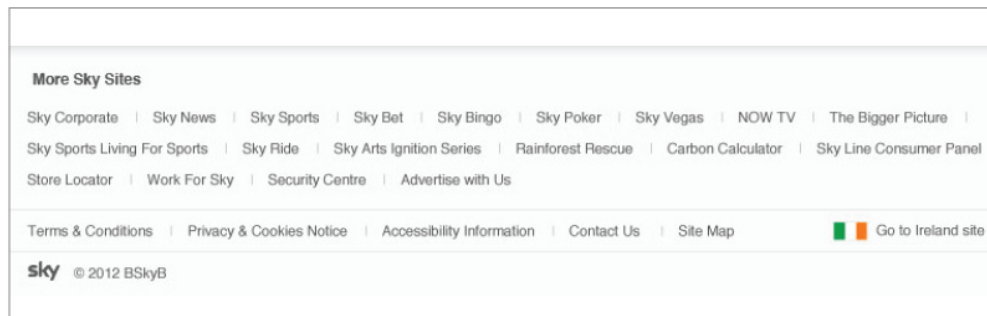
Footer

Visual Design

Desktop



Tablet



Mobile

